



# 2015 MEDIA GUIDE





# NEW YORK RED BULLS

## 2015 MEDIA GUIDE

### OVERVIEW

<b>2015 SCHEDULE</b>	<b>3 ›</b>
<b>ABOUT NEW YORK RED BULLS</b>	<b>4 ›</b>
<b>MEDIA INFORMATION</b>	<b>10 ›</b>
<b>CLUB HISTORY</b>	<b>11 ›</b>
<b>MAJOR LEAGUE SOCCER</b>	<b>96 ›</b>

FOR UP-TO DATE STATISTICS, EXTENSIVE PLAYER BIOGRAPHIES,  
LATEST NEWS AND VIDEOS GO TO:

**[WWW.NEWYORKREDBULLS.COM](http://WWW.NEWYORKREDBULLS.COM)**

**2015 NEW YORK RED BULLS MEDIA GUIDE CREDITS**

Editors: Gordon Stevenson  
Design and Layout: White-Card Design Ltd, London

The information in this publication contains data accurate to March 1st, 2015.

For more information, contact the Red Bulls Communications Department  
at (973) 432-2583.



# 2015 REGULAR SEASON SCHEDULE

## MARCH

Date	Time/place	Home Team	Away Team	Media
Sunday 8	7:00PM EDT at Sporting Park	Sporting KC  vs.  New York		FOX Sports 1
Sunday 22	5:00PM EDT at Red Bull Arena	New York  vs.  D.C. United		ESPN2 ESPN Deportes
Saturday 28	7:30PM EDT at Crew Stadium	Crew SC  vs.  New York		MSG

## APRIL

Date	Time/place	Home Team	Away Team	Media
Saturday 4	7:00PM EDT at Red Bull Arena	New York  vs.  Montreal		MSG
Saturday 11	7:00PM EDT at RFK Stadium	D.C. United  vs.  New York		MSG
Friday 17	7:00PM EDT at Red Bull Arena	New York  vs.  San Jose		Univision
Sunday 26	5:00PM EDT at Red Bull Arena	New York  vs.  Los Angeles		ESPN2

## MAY

Date	Time/place	Home Team	Away Team	Media
Saturday 2	7:30PM EDT at Gillette Stadium	New England  vs.  New York		MSG
Sunday 10	7:00PM EDT at Red Bull Arena	New York  vs.  NYCFC		FOX Sports 1
Friday 15	9:00PM EDT at Toyota Stadium	FC Dallas  vs.  New York		MSG
Sunday 24	5:00PM EDT at Red Bull Arena	New York  vs.  Philadelphia		FOX Sports 1
Sunday 31	5:00PM EDT at CenturyLink Field	Seattle  vs.  New York		ESPN2

## JUNE

Date	Time/place	Home Team	Away Team	Media
Friday 5	9:00PM EDT at BBVA Compass Stadium	Houston  vs.  New York		Univision
Saturday 20	7:00PM EDT at Red Bull Arena	New York  vs.  Vancouver		MSG
Wednesday 24	7:30PM EDT at Red Bull Arena	New York  vs.  Real Salt Lake		MSG
Sunday 28	5:00PM EDT at Yankee Stadium	NYCFC  vs.  New York		ESPN2

## JULY

Date	Time/place	Home Team	Away Team	Media
Saturday 4	7:30PM EDT at Crew Stadium	Crew SC  vs.  New York		MSG
Saturday 11	7:00PM EDT at Red Bull Arena	New York  vs.  New England		MSG
Sunday 19	7:00PM EDT at Orlando Citrus Bowl	OCSC  vs.  New York		FOX Sports 1
Saturday 25	7:00PM EDT at Red Bull Arena	New York  vs.  Colorado		MSG

## AUGUST

Date	Time/place	Home Team	Away Team	Media
Saturday 1	7:00PM EDT at PPL Park	Philadelphia  vs.  New York		MSG
Wednesday 5	8:00PM EDT at Stade Saputo	Montreal  vs.  New York		MSG
Sunday 9	7:00PM EDT at Red Bull Arena	New York  vs.  NYCFC		FOX Sports 1
Saturday 15	7:00PM EDT at Red Bull Arena	New York  vs.  Toronto FC		MSG
Wednesday 26	8:30PM EDT at Toyota Park	Chicago  vs.  New York		MSG
Sunday 30	7:00PM EDT at Red Bull Arena	New York  vs.  D.C. United		FOX Sports 1

## SEPTEMBER

Date	Time/place	Home Team	Away Team	Media
Friday 11	7:00PM EDT at Red Bull Arena	New York  vs.  Chicago		Univision
Wednesday 16	7:30PM EDT at Gillette Stadium	New England  vs.  New York		MSG
Sunday 20	5:00PM EDT at Providence Park	Portland  vs.  New York		ESPN2 ESPN Deportes
Friday 25	7:00PM EDT at Red Bull Arena	New York  vs.  OCSC		Univision

## OCTOBER

Date	Time/place	Home Team	Away Team	Media
Saturday 3	7:00PM EDT at Red Bull Arena	New York  vs.  Crew SC		MSG
Wednesday 14	7:00PM EDT at BMO Field	Toronto FC  vs.  New York		MSG
Sunday 18	TBD at Red Bull Arena	New York  vs.  Philadelphia		MSG
Sunday 25	8:30PM EDT at Toyota Park	Chicago  vs.  New York		MSG

ALL HOME MATCHES PLAYED AT RED BULL ARENA.

FOR TICKETS, CALL 1.877.RBSOCCER,  
(TTY/HEARING IMPAIRED) 973.482.9060

OR VISIT  
[WWW.NEWYORKREDBULLS.COM](http://WWW.NEWYORKREDBULLS.COM)

## NEW YORK RED BULLS

# ABOUT US

The New York Red Bulls are one of 20 teams that comprise the top-flight professional soccer league in the United States – Major League Soccer. On the field, the team is led by head coach Jesse Marsch, former MLS player and coach of the Montreal Impact, 2014 Golden Boot Winner Bradley Wright-Phillips and New York veterans Dax McCarty and Luis Robles.

Last season, the New York Red Bulls reached the MLS Eastern Conference Championships, just short of reaching the second MLS Cup in club history. New York has qualified for the playoffs for five straight seasons and 11 of the past 12 years. The New York Red Bulls are owned by Red Bull GmbH, the world's No. 1 energy drink maker. Red Bull GmbH purchased the MLS club in March of 2006.

For more information, log onto [www.newyorkredbulls.com](http://www.newyorkredbulls.com) or call 1.877.RBSOCCER.



## THE WORLD OF RED BULL SOCCER



THE WORLD OF RED BULL SOCCER



GOLDEN BOOT WINNER BRADLEY WRIGHT



Click for online content:

[FRONT OFFICE & STAFF](#)



[CLUB HISTORY \(TIMELINE 1994-2015\)](#)



[RED BULL ARENA](#)



# NEW YORK RED BULLS TEAM 2015

The New York Red Bulls enter 2015 with a lot of new faces on the roster. After the departure of legendary player Thierry Henry, the club turns to a group of veterans – Dax McCarty, Luis Robles and Roy Miller, along with 2014 Golden Boot Winner Bradley Wright-Phillips and newly acquired U.S. international Sacha Kljestan to lead the team. The bar is set high for the club after reaching the Eastern Conference Championship last season. Despite all the new faces, the team has its sights set on nothing less than a deep playoff run and a chance to play for MLS Cup.



LATEST VIDEOS AND INTERVIEWS ▶



CHECK OUT ALL OF THE GOALS FROM THE 2014 SEASON ▶

Click for online content:

[Technical /Coaching Staff](#) →

[2015 Player List](#) →

# RED BULL ARENA

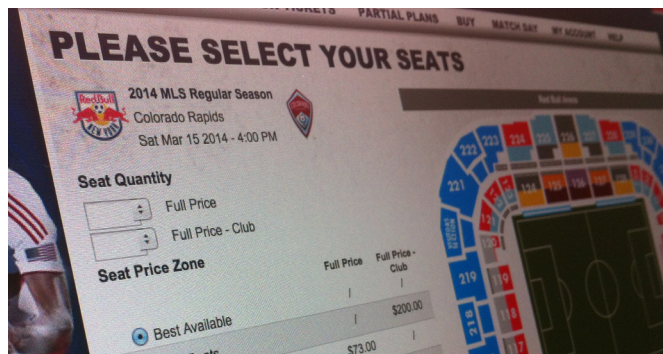
Red Bull Arena is the benchmark in the North American soccer stadium landscape and sets the standard for other venues of its kind across the continent. The 25,000-seat state-of-the-art facility located in Harrison, New Jersey is the home of the New York Red Bulls of Major League Soccer (MLS) and opened in March 2010, when the Red Bulls defeated Brazilian side, Santos, 3-1. Since then, Red Bull Arena has hosted a number of top club and international squads including the U.S. Men's and Women's National Teams, Ecuador, Colombia, Czech Republic, Turkey, Manchester City (England) and Juventus (Italy). The arena is structured to create a distinct soccer atmosphere as fans in the front row are just 21 feet from the touchlines. Its dynamic roof is a curving structure that wraps the entire arena in an elegant metal shell to create an architectural statement of power and elegance.

Red Bull Arena's roof extends 120 feet from the last seat to just over the field's touchlines, with 60 feet of the roof being translucent to let in natural light. The stadium also has a unique, one-of-a-kind media seating section with 100 seats located directly behind the player bench area in the lower bowl. Media members have access to the media workroom, photo room, press conference room, and team locker rooms.



[BUY RED BULLS TICKETS](#)

Click →



[RED BULL ARENA – SEATING MAP](#)

Click →

Getting to Red Bull Arena (click for online link):

[NJ TRANSIT](#)



[NEW YORK CITY TRANSIT](#)

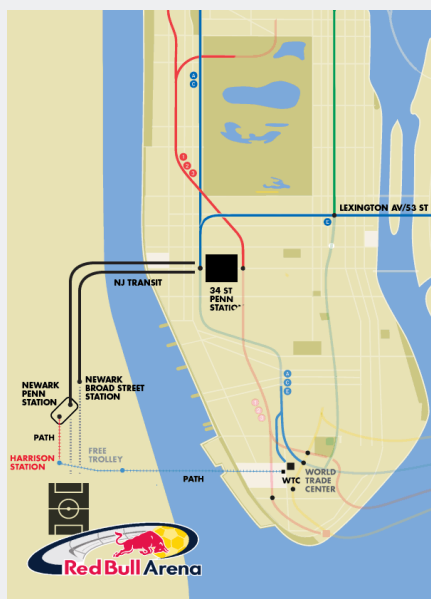


[PATH](#)



## RED BULL ARENA INFORMATION

### PUBLIC TRANSPORTATION TO RED BULL ARENA:



#### PATH TRAIN

**From New York City: WORLD TRADE CENTER** - Take the PATH train towards Newark (Red Line) and exit at the Harrison station (second to last stop). Estimated travel time is 20 minutes. Exit the station onto Frank E. Rodgers Boulevard. Red Bull Arena is four blocks from the station.

**33<sup>rd</sup> STREET STATION** - Take the PATH to Journal Square or Grove Street (Yellow Line). At Journal Square or Grove Street, transfer to the Newark train (Red Line) towards Newark. Exit at Harrison station (second to last stop). Exit the station onto Frank E. Rodgers Boulevard. Red Bull Arena is four blocks from the station.

**From New Jersey: HOBOKEN** - Take the PATH train to Journal Square or Grove Street (Yellow/Blue Line). At Journal Square or Grove Street, transfer to the Newark train (Red Line) towards Newark. Exit at Harrison station (second to last stop). Exit the station onto Frank E. Rodgers Boulevard. Red Bull Arena is four blocks from the station.

**NEWARK PENN STATION:** Take the PATH towards World Trade Center (Red Line) and exit at the Harrison station (one stop). Exit the station onto Frank E. Rodgers Boulevard. Red Bull Arena is four blocks from the station.

#### NEWARK LIGHT RAIL

The Newark Light Rail connects Newark Penn Station and the Newark Broad Street station, which services the Morristown and Montclair-Boonton Lines (NJ Transit trains). The Light Rail also connects Newark Penn with other stations in the surrounding Essex County towns. For more information on the Light Rail, please visit [www.njtransit.com](http://www.njtransit.com).

#### OTHER RAIL OPTIONS

Amtrak and NJ Transit either direct or via transfer through Secaucus Junction, all stop at Newark Penn Station. For more information on these rail options, please visit [www.amtrak.com](http://www.amtrak.com) and [www.njtransit.com](http://www.njtransit.com)

For updated PATH schedules and other information, including stations with accessible features, please visit [www.panynj.gov](http://www.panynj.gov).

#### NJ TRANSIT BUS

The #40 NJ Transit bus stops at the Harrison PATH station, which is four blocks from Red Bull Arena. The #39 and #43 buses have stops within a ½ mile of the arena site. (For more detailed information on bus schedules and routes, please visit [www.njtransit.com](http://www.njtransit.com)

### DRIVING DIRECTIONS TO RED BULL ARENA:

**From Northern New Jersey and Points North:** Follow the New Jersey Turnpike/Route 95 South to Exit 15W (Route 280 West). Follow to Exit 16 for Harrison. Go two blocks and turn left onto Frank E. Rodgers Boulevard. Follow road through two traffic lights to Red Bull Arena on the left.

**From Points West/Route 78:** Follow Route 78 East to Exit 57 (Route 21/McCarter Highway). Turn right onto Market Street. Turn Left onto Jackson Street (Which turns into Frank E. Rodgers Boulevard). Follow road through two traffic lights to Red Bull Arena on the right.

**From Route 280 Eastbound and Points West:** Follow Route 280 East to Exit 16. Follow ramp to Harrison Avenue and make a left. Follow Harrison Avenue to Frank E. Rodgers Boulevard and make a right. Follow road through two traffic lights to Red Bull Arena on the left.

**From Lincoln Tunnel and George Washington Bridge:** Once in New Jersey, follow signs to New Jersey Turnpike/Route 95 South. Take to Exit 15W (Route 280 West). Follow to Exit 16 for Harrison. Go two blocks and turn left onto Frank E. Rodgers Boulevard. Follow road through two traffic lights to Red Bull Arena on the left.

**Holland Tunnel:** Followed the New Jersey Turnpike North/Route 95 to Exit 15W (Route 280 West). Follow to Exit 16 for Harrison. Go two blocks and turn left onto Frank E. Rodgers Boulevard. Follow road through two traffic lights to Red Bull Arena on the left.

**Philadelphia and Points South:** Follow New Jersey Turnpike North/Route 95 to Exit 15W (Route 280 West). Follow to Exit 16 for Harrison. Go two blocks and turn left onto Frank E. Rodgers Boulevard. Follow road through two traffic lights to Red Bull Arena on the left.

#### PARKING:

There are various parking lots within walking distance of Red Bull Arena in Harrison. Parking within the Harrison Public Parking Areas costs between \$10-\$15. Parking lots in Newark can charge more.

For more information, visit the Red Bulls Transportation Hub.

#### STADIUM ENTRANCE/TICKET WILL CALL/PRESS WILL CALL:

Gates will open 90 minutes prior to the start of the match for General Admission. We strongly encourage guests to enter the Arena as early as possible to avoid delays. Exit/Reentry to the stadium is prohibited. On Event Days, Will Call is located between gates A and B on the Pete Higgins Boulevard side of the West Building of Red Bull Arena and open (2) hours prior to most events. *Press Will Call is located at Gate A.*

#### LOST AND FOUND:

Lost and Found is located on the back side of the Gate B Ticket Booth on the plaza level.

#### FIRST AID:

First Aid is located on the 100 Level concourse near Section 106 in the southwest corner of Red Bull Arena. For immediate assistance, notify the nearest Guest Services and Safety/Security Representatives located atop each section or the nearest Emergency Medical Technician.

#### PROHIBITED ITEMS:

Bottles, Cans, Coolers, Containers, Noisemakers including vuvuzelas, airhorns, whistles, drums, Fireworks, Flares, Smoke bombs, Pets, Animals (with the exception of service animals), Weapons, Professional camera equipment, Video cameras, Tripods, Water guns, Toy/replica weapons, Squirt bottles, Soap bubbles, Beach balls, Frisbees, Balloons, Brooms, Skateboards, Roller blades, Skates, Flags on poles of any type, Streamers.



For detailed information go online  
[www.newyorkredbulls.com/HUB](http://www.newyorkredbulls.com/HUB) →

# RED BULL TRAINING FACILITY

## ATTENDING RED BULLS TRAINING:

On most days, the Red Bulls practice at the brand-new Red Bull Training Facility located in Hanover, NJ (24 Melanie Lane, Hanover, NJ). Red Bulls players and coaches are available to members of the media after training. To confirm location and time of a particular training session or for more information, please contact the Red Bulls Communications staff before attending.

Red Bull Training Facility has a media workroom equipped with complementary Wi-Fi. The Red Bull Training Facility features three fields (two natural grass, one turf) and two buildings which house the first team locker room, training rooms, gym and offices among other features. The team had been practicing primarily on the campus of Montclair State University since 2007 before moving to Red Bull Training Facility in June 2013.



Click for online content:

- [RED BULL ACADEMY](#) →
- [RED BULL TRAINING PROGRAMS](#) →
- [RED BULLS IN THE COMMUNITY](#) →
- [RED BULLS TEAM STORE](#) →



## RED BULL TRAINING FACILITY INFORMATION

### DIRECTIONS TO 24 MELANIE LANE, HANOVER, NJ:

**From New York City:** Holland Tunnel to New Jersey. Enter New Jersey and keep left to continue on NJ-139 W. Take the US-1/Truck/US-9 Truck exit toward I-280/Jersey City/Kearny. Turn right onto Newark Turnpike and take a slight left to stay on Newark Turnpike. Continue onto Dolores Drive and then continue onto Newark Turnpike. After approximately one mile, take the Interstate 280 W ramp. Follow directions from I-280 W (see below).

**From I-280 W:** Merge onto I-280 W and continue on. At exit 1 take ramp right for Edwards Rd toward East Hanover/Ridgedale Ave. Turn left onto New Rd and then bear left onto Edwards Rd. The road name changes to Ridgedale Ave and continue on until you pass a CITGO. Turn right onto Melanie Ln.

**From Route 46 (West):** Take Garden State Parkway North to exit 47 to merge onto US-46 toward Parsippany. Turn left onto S Beverwyck Rd and then continue on before making another left turn onto Troy Rd. Take the 2nd right turn onto Algonquin Pkwy and then turn left onto Melanie Ln and the facility will be on the right.

**From Route 3 (East):** Take I-95 to exit 15W. At exit 15W, take the ramp right for I-280 toward Newark/Kearny. Follow directions from I-280 W (see above).

**From the Garden State Parkway South:** Take parkway North to Rt. 24 West. Continue on to Rt. 287 North to Exit 39 (Rt. 10 East) Follow directions from Rt. 10 East (see below).

**From the Garden State Parkway North:** Take Garden State Pkwy South to Rt. 80 West. Continue on to Rt. 287 South to Exit 39 (Rt. 10 East). Follow directions from Rt. 10 East (see below).

**From Rt. 80 West:** Take Rt. 80 East to Rt. 287 South to Exit 39 (Rt. 10 East). Follow directions from Rt. 10 East (see below).

**From Rt. 10 (East):** Take Rt. 10 East to Algonquin Pkwy. Make the jughandle going over Rt. 10 and continue straight to first right — Melanie Lane.

**From Rt. 10 (West):** Take Rt. 10 West to Ridgedale Ave and make a right on Ridgedale Ave. Continue straight to the first left — Melanie Lane.

**From the New Jersey Turnpike:** Get off at exit 15W and take the ramp right for I-280. Follow directions from I-280 W (see above).

**From the George Washington Bridge:** Route 80 West to Garden State Parkway South. Follow Garden State Parkway South directions (see above).

### PUBLIC TRANSPORTATION:

#### BUS

**From New York City:** Coach Bus No. 77 leaves from the Port Authority Bus Terminal and drops you off at Livingston Circle. From there it is an eight minute drive to the training facility.

**From Newark:** NJ Transit Bus No. 73 from Raymond Blvd towards Livingston Mall via Florham Park. Get off at Rt. 10 at New Murray Road. From there it is a seven minute drive to the training facility.

**From Paterson:** NJ Transit Bus No. 72 originates at Broadway Terminal, Paterson, and goes to Broad Street, Bloomfield. Change to No. 28 at Bloomfield Center and go Main St. at Day St. Change to No. 73

**From the Oranges:** NJ Transit Bus No. 72 to Rt. 10 New Murray St.

**From Passaic:** NJ Transit Bus No. 74U originates at Main Ave and Henry St in Passaic and travel to Branch Brook Park Station. Change to No. 74 towards South Orange. At Main St. Change to No. 73.

**From Wayne:** NJ Transit Bus No. 744 at Paterson Hamberg Turnpike toward Passaic Bus Terminal. Change at Main St. at Van Houten St. to Bus No. 72 toward Newark Penn Station. Change to No. 28 at Bloomfield Center and go Main St. at Day St. Change to No. 73.

#### NJ TRANSIT RAIL

From New York City: MIDTOWN DIRECT-Morris service operates between Madison and Penn Station New York from early morning until late evening, Monday through Friday. From Madison Station it will be a 15 minute drive to the facility at 24 Melanie Lane, East Hanover, NJ. Peak period service will also run to and from Newark Broad Street stations, plus you can use either MIDTOWN DIRECT-Morris-Essex-bound trains to reach Newark Broad Street Station. Call 1-800-626-RIDE or visit <http://www.njtransit.com> for complete NJ Transit information and schedules.

#### TAXI SERVICES NEAR RED BULLS TRAINING GROUNDS

Livingston Taxi  
(973) 239-1981

Caldwell Yellow Cab  
(973) 226-0884

Mountain Yellow Cab Co.  
(973) 226-1155

### RESTAURANTS IN THE AREA

**Nonna's Italian Restaurant**  
176 Columbia Turnpike  
Florham Park, NJ 07932  
(973) 410-0030

**Don Jose Mexican Restaurant**  
200 State Route 10  
East Hanover, NJ 07936  
(973) 781-0155

**Eposito's Meats & Deli**  
90 Ridgedale Avenue  
East Hanover, NJ 07936  
973-884-0151

**Saffron (Indian)**  
249 Route 10 East  
East Hanover, NJ 07936  
973-599-0700

**Luigi's (Italian)**  
434 Ridgedale Avenue  
East Hanover, NJ 07936  
(973) 887-8408

**Five Guys Burger and Fries**  
240 Route 10  
East Hanover, NJ 07936  
(973) 386-0005

**Godfather Pizzeria Inc**  
200 State Route 10  
East Hanover, NJ 07936  
(973) 887-4830

**Breanna's Italian Restaurant**  
34 Ridgedale Ave  
East Hanover  
(973) 581-1418

**Penang (Malaysian & Thai)**  
200 New Jersey 10  
East Hanover  
(973) 887-6989

**Baja Fresh Mexican Grill**  
136 New Jersey 10  
East Hanover  
(973) 952-0080

**Romano's Macaroni Grill**  
138 New Jersey 10  
East Hanover  
(973) 515-1121

**Mr. Chu**  
44 New Jersey 10  
East Hanover  
(973) 887-7555

**Miami Mike's Sports Zone**  
130 Rt 10 W  
East Hanover, NJ 07930  
(973) 887-1300

**Chipotle Mexican Grill**  
368 State Rt 10  
East Hanover, NJ 07936  
(973) 599-1370

**CUPS Frozen Yogurt**  
364 State Rt 10  
East Hanover, NJ 07936  
(973) 386-0702

**The Great Wazu (Sandwiches)**  
33 Ridgedale Ave  
East Hanover, NJ 07936  
(973) 386-1114

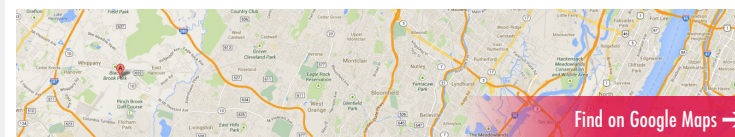
**Smashburger**  
187 Columbia Tpke  
Florham Park, NJ 07932  
(973) 520-8717

**The Thirsty Turtle**  
186 Columbia Tpke  
Florham Park, NJ 07932  
(973) 845-6300

**Red Mango**  
176 Columbia Tpke  
Florham Park, NJ 07932  
(973) 966-8844

**Panera Bread**  
187 Columbia Turnpike  
Florham Park, NJ 07932  
(973) 660-1801

**Starbucks**  
184 Columbia Tpke  
Florham Park, NJ 07932  
(973) 443-0484



# NEW YORK RED BULLS

## MEDIA INFORMATION

### COMMUNICATIONS DEPARTMENT:

#### Jason Baum

Sr. Director of Communications  
C: (201) 966-6338

#### Gordon Stevenson

Communications Coordinator  
C: (973) 432-2583  
Email: [gordon.stevenson@newyorkredbulls.com](mailto:gordon.stevenson@newyorkredbulls.com)

#### Molly Brady

Social Media Manager  
Email: [molly.brady@newyorkredbulls.com](mailto:molly.brady@newyorkredbulls.com)

#### Scott Sandalow

Digital Media Manager  
Email: [scott.sandalow@newyorkredbulls.com](mailto:scott.sandalow@newyorkredbulls.com)

#### Christina Giunta Quarino

Director, Community Relations  
Email: [christina.giunta@newyorkredbulls.com](mailto:christina.giunta@newyorkredbulls.com)

#### Dan Marrett

Sr. Director of Marketing  
Email: [daniel.marrett@newyorkredbulls.com](mailto:daniel.marrett@newyorkredbulls.com)

#### Joe Stetson

VP of Communications and Marketing  
O: (973) 776-8874  
Email: [joseph.stetson@newyorkredbulls.com](mailto:joseph.stetson@newyorkredbulls.com)

### INFORMATION:

#### OFFICE

600 Cape May Street, Harrison, NJ 07029  
Main #: (973) 268-8420

#### STADIUM

Red Bull Arena  
600 Cape May Street  
Harrison, NJ 07029

#### TICKET INFORMATION

1.877.RBSOCCER

#### TAXIS

(973) 483-2211, (973) 274-0006, (973) 344-6001

#### MASS TRANSPORTATION

NJ Transit: (800) 772-2222 (NJ Only),  
(973) 762-5100 (out-of-state)  
[www.njtransit.com](http://www.njtransit.com)

New York City Transit: (718) 330-3322  
[www.mta.nyc.ny.us](http://www.mta.nyc.ny.us)

PATH: (800) 234-PATH  
[www.panynj.gov/path/](http://www.panynj.gov/path/)

#### CREDENTIALS

Season passes are issued to those members of the media who regularly cover the Red Bulls. These passes will be honored for entrance to Red Bull Arena and all working areas for regular-season home games. Single-game passes may be requested by contacting Red Bulls Communications at least 48 hours prior to game time. The Red Bulls cannot guarantee credentials to those members of the media who request such passes beyond the deadline.

Credentials will be issued only to members of legitimate news agencies that are covering the game. Note: autograph solicitation will result in loss of credential privilege. Members of the working press are not allowed to collect autographs, and credentials are revocable licenses, which can be withdrawn and admission refused, at any time.

Please e-mail the Red Bulls Communications Department at [credentials@newyorkredbulls.com](mailto:credentials@newyorkredbulls.com) if you have any questions.

#### MEDIA ENTRANCE

Media will only be allowed to enter the stadium through the southwest corner of Red Bull Arena, next to Gate A. Media Will Call is also located there. Once there, they can proceed up to the second level press box and lounge. Media Will Call will be open two and a half hours before the start of kickoff and will close at the game's 35th minute.

#### PHOTOGRAPHERS

Accredited photographers and Electronic News Gathering (ENG) crews may shoot from the designated areas on the field. Please contact the Communications Department with any questions.

#### ENG PRODUCTION

Only National Broadcast Partners or local broadcast partners are permitted to a) film any match in its entirety and/or b) broadcast a live transmission of any game. Any other ENG outlets may film limited MLS match video highlights (i.e. B-roll) during only the first 15 minutes of each half. ENG crews will not be permitted to film overtime, but may film post-game celebrations. ENG crew are required to position themselves during games in a designated area determined by the Red Bulls Communications Department.

#### LOCKER ROOM ACCESS

Per MLS regulations, each team's locker room will open to the media 15 minutes after the match ends. The Red Bulls head coach will hold a press conference after every match in the Interview Room located on the first level across from the Red Bulls' locker room.

The Red Bulls' locker room is not open before the match, but media members can request interviews with players and coaches through the Red Bulls Communications Department up to one hour before kickoff.



# CLUB HISTORY

SEASON-BY-SEASON SUMMARIES	12	MULTI-GOAL GAMES	72
ALL-TIME REGULAR SEASON STATISTICS	50	HEAD-TO-HEAD vs. MLS TEAMS	73
COACHING HISTORY	57	AGE-RELATED MILESTONES	74
INDIVIDUAL HIGHS	58	ALL-TIME ATTENDANCE	75
TEAM HIGHS	59	POSTSEASON RESULTS	76
TEAM LOWS	60	ALL-TIME POSTSEASON STATISTICS	80
INDIVIDUAL LEADERS (ALL-TIME)	61	LAMAR HUNT U.S. OPEN CUP	84
PENALTY KICKS & SHOOTOUTS	65	INTERNATIONAL RESULTS	87
OWN GOAL HISTORY	68	DRAFT HISTORY	89
RED CARD HISTORY	69	END-OF-SEASON AWARDS	94

NEW YORK RED BULLS  
SEASON-BY-SEASON  
SUMMARIES

# 1996

## 1996 NEW YORK SEASON SUMMARY

DATE	OPPONENT	RESULT	SCORE	ATT.	W-L-T	POS.	PTS.
04/13/1996	at Los Angeles	L	1-2	69,255	0-1-0	T3	0
04/20/1996	New England	L	0-1	46,826	0-2-0	T4	0
04/27/1996	Columbus	L	0-2	26,416	0-3-0	T4	0
05/04/1996	Tampa Bay	W	4-3	38,621	1-3-0	5	1
05/12/1996	at D.C. United	W	2-1	14,722	2-3-0	5	2
05/16/1996	Colorado	W	3-0	14,121	3-3-0	4	5
05/19/1996	at New England	L	0-2	20,131	3-4-0	5	5
05/22/1996	at Kansas City	L	1-2	8,916	3-5-0	5	5
05/30/1996	D.C. United	L	1-2	25,322	3-6-0	5	5
06/02/1996	at Dallas	W	1-0	10,610	4-6-0	T4	8
06/09/1996	Los Angeles	L	0-4	53,250	4-7-0	T4	8
06/16/1996	San Jose	L	0-1	18,404	4-8-0	5	8
06/19/1996	Dallas	W	1-0	14,322	5-8-0	T3	9
06/26/1996	Kansas City	W	2-0	16,103	6-8-0	3	12
06/30/1996	at Columbus	W	4-0	17,261	7-8-0	3	15
07/04/1996	at Colorado	L	1-2	20,117	7-9-0	3	15
07/10/1996	Dallas	W	3-2	17,416	8-9-0	3	18
07/21/1996	at Los Angeles	L	0-3	17,137	8-10-0	3	18
07/24/1996	at San Jose	W	1-0	15,096	9-10-0	3	21
07/28/1996	San Jose	W	4-1	21,212	10-10-0	3	24
08/03/1996	at New England	L	1-2	20,162	10-11-0	3	24
08/11/1996	at Colorado	W	2-0	8,880	11-11-0	3	27
08/14/1996	New England	W	4-0	20,711	12-11-0	2	30
08/17/1996	at Tampa Bay	L	1-3	11,778	12-12-0	2	30
08/21/1996	D.C. United	L	2-3	20,416	12-13-0	3	30
09/01/1996	at Kansas City	L	2-3	11,139	12-14-0	3	30
09/04/1996	Tampa Bay	L	0-2	16,102	12-15-0	T3	30
09/06/1996	at D.C. United	W	2-1	8,053	13-15-0	3	33
09/10/1996	Los Angeles	W	3-1	19,111	14-15-0	3	36
09/15/1996	at Columbus	L	0-2	31,550	14-16-0	3	36
09/18/1996	Columbus	W	1-0	14,007	15-16-0	3	39
09/21/1996	at Tampa Bay	L	1-4	11,145	15-17-0	3	39

1996

## 1996 NEW YORK FINAL STATISTICS (15-17-0, 39 PTS.)

UNF	POS	PLAYER	GP	GS	MIN	G	A	SHT	SOG	FC	FS	OFF	CK	C	E
17	F	Giovanni Savarese	26	15	1,576	13	1	49	32	27	22	38	0	1	0
11	F	Antony De Avila	8	7	650	6	2	20	13	19	9	6	0	1	0
22	F	A.J. Wood	21	13	1,136	5	2	34	22	17	25	4	0	0	0
19	F	Miles Joseph	24	23	1,927	4	4	27	19	26	28	7	7	3	0
23	F	Rob Johnson	18	12	1,136	4	3	34	16	27	17	9	0	2	0
10	M	Tab Ramos	25	25	2,158	3	10	44	20	28	75	11	77	11	1
7	M	Roberto Donadoni	17	17	1,530	3	8	34	13	10	37	1	43	1	0
5	D	Nicola Caricola	26	26	2,193	2	0	17	8	38	19	4	0	6	1
15	D	Rhett Harty	31	31	2,662	1	1	10	3	55	26	1	0	7	0
4	M	Ian Hennessey	8	4	311	1	1	3	1	4	5	1	0	0	0
14	M	Chris Unger	16	12	1,029	1	1	8	2	7	12	3	0	0	0
9	D	Peter Vermes	30	30	2,700	1	1	40	16	59	40	5	12	8	0
11	F	Ruben Hernandez	10	9	836	0	3	34	16	5	14	13	11	0	0
13	M	Manny Lagos	6	6	483	0	2	6	4	4	3	1	0	0	0
21	M	Nidal Baba	3	1	190	0	1	5	2	3	6	0	10	1	0
8	M	Edmundo Rodriguez	11	5	473	0	1	10	4	11	3	6	0	0	0
6	M	Damian Silvera	15	8	804	0	1	5	2	10	12	3	6	2	0
20	M	Petter Villegas	3	2	165	0	1	0	0	2	5	1	0	0	0
13	M	Danny Barber	1	1	90	0	0	0	0	1	1	0	1	0	0
25	M	Chris Brauchle	5	3	323	0	0	0	0	0	5	1	0	0	0
16	D	Cristian da Silva	20	12	1,158	0	0	13	1	17	16	0	3	3	1
12	D	Ted Gillen	15	9	819	0	0	6	1	4	10	1	0	0	0
4	D	Ken Hesse	1	1	90	0	0	0	0	0	0	0	0	0	0
8	M	Mirsad Huseinovic	1	1	45	0	0	0	0	0	0	1	0	0	0
21	M	Louis Ken-Kwofie	1	1	90	0	0	1	0	0	3	1	0	0	0
3	D	Matt Knowles	21	16	1,589	0	0	8	2	19	16	0	0	5	0
14	M	Mickey Kydes	11	7	556	0	0	8	5	6	6	0	0	3	0
29	M	Stan Lembryk	1	0	9	0	0	0	0	0	0	0	0	0	0
29	M	Brent Longenecker	2	0	19	0	0	0	0	0	0	0	0	0	0
1	GK	Tony Meola	29	29	2,610	0	0	0	0	0	3	0	0	1	0
21	M	Martin Munnelly	1	0	23	0	0	0	0	0	1	0	0	0	0
28	M	Omid Namazi	1	0	12	0	0	0	0	0	0	0	0	0	0
20	D/M	Andrew Restrepo	5	4	343	0	0	0	0	10	6	0	0	1	0
20	M	Travis Rinker	3	0	31	0	0	0	0	0	1	0	2	0	0
18	GK	Zach Thornton	3	3	270	0	0	0	0	1	0	0	0	0	0
2	D	Jeff Zaun	21	19	1,584	0	0	3	1	20	26	0	0	5	0
OWN-GOALS RECEIVED			1												
TEAM TOTALS			32	32	2,880	45	43	419	203	430	452	118	172	61	4
OPPONENT TOTALS			32	32	2,880	47	45	443	205	460	423	105	149	48	4

## NEW YORK INDIVIDUAL GOALKEEPING

UNF	POS	GOALKEEPER	GP	GS	MIN	SHTS	SV	GA	GAA	PG	PA	W	L	T	SO
1	GK	Tony Meola	29	29	2,610	188	142	38	1.31	3	4	14	15	0	9
18	GK	Zach Thornton	3	3	270	17	8	9	3.00	1	1	1	2	0	0
TEAM TOTALS			32	32	2,880	205	150	47	1.47	4	5	15	17	0	9
OPPONENT TOTALS			32	32	2,880	203	138	45	1.41	2	3	17	15	0	9

\* = Played with other teams in 1996.  
Only New York statistics listed here.

1997

## 1997 NEW YORK SEASON SUMMARY

DATE	OPPONENT	RESULT	SCORE	ATT.	W-L-T	POS.	PTS.
03/22/1997	at San Jose	L	0-1	23,501	0-1-0	T1	0
03/29/1997	at Tampa Bay	L	1-2	15,239	0-2-0	5	0
04/05/1997	at D.C. United	L	1-2	28,749	0-3-0	5	0
04/12/1997	New England	W	3-1	20,328	1-3-0	T3	3
04/19/1997	D.C. United	L	1-2	26,322	1-4-0	T4	3
04/26/1997	Columbus	W	2-1	18,107	2-4-0	4	6
05/04/1997	Los Angeles	W	1-0	20,624	3-4-0	5	7
05/09/1997	San Jose	L	0-1	14,724	3-5-0	5	7
05/11/1997	at Columbus	L	0-3	14,701	3-6-0	5	7
05/18/1997	Kansas City	W	1-0	12,524	4-6-0	5	10
05/25/1997	Tampa Bay	W	3-2	15,610	5-6-0	T4	13
05/30/1997	at New England	L	1-3	15,849	5-7-0	T4	13
06/13/1997	Colorado	L	1-3	20,112	5-8-0	5	13
06/15/1997	at Dallas	L	1-3	10,897	5-9-0	5	13
06/21/1997	at Columbus	L	1-2	17,190	5-10-0	5	13
07/04/1997	at Tampa Bay	L	0-1	18,070	5-11-0	5	13
07/13/1997	Colorado	W	4-1	14,484	6-11-0	5	16
07/20/1997	Los Angeles	L	0-4	19,624	6-12-0	5	16
07/27/1997	D.C. United	W	2-1	20,104	7-12-0	5	19
08/03/1997	Tampa Bay	L	2-3	15,650	7-13-0	5	19
08/15/1997	at Colorado	L	0-2	7,225	7-14-0	5	19
08/17/1997	at Kansas City	L	3-4	9,278	7-15-0	5	19
08/23/1997	at Dallas	W	2-1	9,092	8-15-0	5	22
08/29/1997	San Jose	W	3-0	14,511	9-15-0	5	25
09/04/1997	at Los Angeles	W	3-1	7,232	10-15-0	T4	28
09/06/1997	at San Jose	L	0-4	14,020	10-16-0	T4	28
09/09/1997	New England	W	3-1	10,510	11-16-0	4	31
09/12/1997	at Kansas City	W	1-0	8,761	12-16-0	T3	32
09/16/1997	Dallas	L	0-1	11,484	12-17-0	4	32
09/20/1997	at New England	L	2-3	36,273	12-18-0	5	32
09/25/1997	Columbus	L	0-1	15,570	12-19-0	5	32
09/28/1997	at D.C. United	W	3-1	9,686	13-19-0	5	35

1997

## 1997 NEW YORK FINAL STATISTICS (13-19-0, 35 PTS.)

UNF	POS	PLAYER	GP	GS	MIN	G	A	SHT	SOG	FC	FS	OFF	CK	C	E
17	F	Giovanni Savarese	29	23	2,069	14	4	49	27	53	53	29	0	4	0
11	F	Antony De Avila	23	21	1,916	9	9	66	35	36	29	28	2	6	0
6	M	Mike Sorber	22	22	1,889	4	0	21	7	29	28	2	1	1	0
7	M	Roberto Donadoni	32	31	2,699	3	9	50	15	26	94	2	90	1	0
12	F	Shaun Bartlett (TOT)	23	15	1,451	3	2	35	18	23	15	4	2	1	0
12	F	Shaun Bartlett (NY)	13	10	873	2	0	24	12	13	13	4	1	0	0
19	F	Miles Joseph	29	15	1,745	2	10	29	15	29	29	9	3	0	0
10	M	Tab Ramos	13	13	1,006	2	4	12	4	5	20	7	17	5	0
3	D	Mark Semoli (TOT)	29	28	2,381	2	1	12	4	43	39	3	0	7	0
3	D	Mark Semoli (NY)	17	17	1,388	2	1	9	3	29	23	0	0	6	0
8	F	*A.J. Wood	13	5	559	2	1	18	9	5	15	4	0	2	0
20	M	Brian Kelly	21	14	1,354	1	4	23	9	17	26	9	4	0	0
8	D	Brian Bliss (TOT)	28	24	2,047	1	2	13	1	38	27	3	5	2	0
8	D	Brian Bliss (NY)	16	14	1,200	0	2	6	0	19	15	2	0	1	0
4	D	Branco	11	11	895	1	2	8	6	18	13	0	0	3	3
9	M	Manny Lagos	15	15	1,216	0	2	11	6	14	31	2	1	1	0
14	M	Braeden Cloutier	17	10	922	0	1	11	5	11	26	1	0	1	0
16	D	Cristian da Silva	14	6	592	0	1	7	1	13	8	0	1	1	0
26	F	Gerson Echeverry	1	1	74	0	1	1	0	2	1	1	0	0	0
15	D	Rhett Harty	26	26	2,279	0	1	10	6	36	13	0	0	4	0
24	D	Andrew Lewis	19	15	1,421	0	1	0	0	9	9	0	0	1	0
12	M	Guido	9	9	792	0	1	7	1	17	10	2	0	2	0
27	D	John DeBrito	8	8	568	0	0	4	3	11	3	1	0	0	0
5	D	Ezra Hendrickson	8	4	463	0	0	5	2	5	5	0	0	1	0
23	F	Rob Johnson	2	0	29	0	0	0	0	2	1	0	0	0	0
3	D	Matt Knowles	4	2	173	0	0	1	1	2	3	0	0	1	0
4	D	Joao Luiz	7	7	585	0	0	1	1	14	8	0	0	0	0
1	GK	Tony Meola	30	30	2,700	0	0	0	0	1	6	0	0	3	0
25	M	Carlos Parra	4	3	273	0	0	3	2	4	4	0	0	1	0
23	D	Marco Rizi	1	0	33	0	0	1	0	1	0	0	0	0	0
18	GK	Zach Thornton	3	2	197	0	0	0	0	0	0	0	0	0	0
2	D	Jeff Zaun	10	6	623	0	0	3	1	7	6	1	0	3	0
21	M	Kerry Zavagnin	21	12	1,089	0	0	8	3	12	11	1	1	2	0
		OWN-GOALS RECEIVED		1											
		TEAM TOTALS	32	32	2,880	43	54	388	174	440	503	105	121	50	2
		OPPONENT TOTALS	32	32	2,880	53	68	477	222	503	440	138	159	48	5

## NEW YORK INDIVIDUAL GOALKEEPING

UNF	POS	GOALKEEPER	GP	GS	MIN	SHTS	SV	GA	GAA	PG	PA	W	L	T	SO
1	GK	Tony Meola	30	30	2,683	204	149	48	1.61	4	6	12	18	0	5
18	GK	Zach Thornton	3	2	197	18	12	5	2.28	2	2	1	1	0	0
		TEAM TOTALS	32	32	2,880	222	161	53	1.66	6	8	13	19	0	5
		OPPONENT TOTALS	32	32	2,880	174	119	43	1.34	1	4	19	13	0	11

1998

## 1998 NEW YORK SEASON SUMMARY

DATE	OPPONENT	RESULT	SCORE	ATT.	W-L-T	POS.	PTS.
03/28/1998	at Los Angeles	L	2-3	11,921	0-1-0	T4	0
04/04/1998	at Kansas City	L	0-2	10,299	0-2-0	T4	0
04/11/1998	Los Angeles	L	2-3	29,380	0-3-0	T5	0
04/17/1998	at Chicago	W	1-0	24,661	1-3-0	T4	3
04/25/1998	San Jose	W	4-3	17,380	2-3-0	3	6
05/03/1998	at Tampa Bay	W	1-0	6,142	3-3-0	3	9
05/06/1998	Dallas	L	0-1	10,300	3-4-0	3	9
05/09/1998	at D.C. United	L	0-2	17,027	3-5-0	4	9
05/16/1998	D.C. United	W	4-3	15,322	4-5-0	3	12
05/23/1998	Miami	W	4-2	56,404	5-5-0	3	15
05/31/1998	at New England	W	2-1	18,692	6-5-0	3	16
06/03/1998	Tampa Bay	L	1-2	8,826	6-6-0	3	16
06/07/1998	at Miami	W	2-1	9,073	7-6-0	3	19
06/13/1998	Miami	W	3-1	15,215	8-6-0	2	22
06/20/1998	at Columbus	L	1-2	11,301	8-7-0	3	22
06/24/1998	New England	W	5-3	10,310	9-7-0	2	25
07/04/1998	at Colorado	L	0-1	46,722	9-8-0	2	25
07/11/1998	Tampa Bay	L	1-2	14,322	9-9-0	3	25
07/19/1998	Columbus	W	3-0	13,826	10-9-0	2	28
07/25/1998	Chicago	W	3-2	15,130	11-9-0	2	31
07/29/1998	Kansas City	W	3-2	10,624	12-9-0	2	32
08/09/1998	at San Jose	L	1-5	9,102	12-10-0	2	32
08/12/1998	Columbus	W	3-1	12,117	13-10-0	2	35
08/15/1998	at Miami	L	1-3	10,271	13-11-0	2	35
08/18/1998	Colorado	W	4-1	10,217	14-11-0	2	38
08/22/1998	at D.C. United	L	1-2	16,729	14-12-0	2	38
08/29/1998	at Dallas	L	0-2	11,235	14-13-0	3	38
09/02/1998	New England	L	0-2	10,826	14-14-0	3	38
09/06/1998	at Columbus	L	3-4	13,598	14-15-0	3	38
09/13/1998	at Tampa Bay	L	1-2	27,957	14-16-0	3	38
09/16/1998	D.C. United	L	0-5	14,117	14-17-0	3	38
09/26/1998	at New England	W	1-0	24,763	15-17-0	3	39



1998

## 1998 NEW YORK FINAL STATISTICS (15-17-0, 39 PTS.)

UNF	POS	PLAYER	GP	GS	MIN	G	A	SHT	SOG	FC	FS	OFF	CK	C	E
17	F	Giovanni Savarese	30	25	2,163	14	7	61	37	48	44	23	2	3	0
29	F	Eduardo Hurtado (TOT)	29	28	2,526	11	15	101	48	64	67	26	0	6	0
29	F	Eduardo Hurtado (NY)	27	26	2,351	10	14	97	45	59	64	22	0	6	0
13	M	Jim Rooney	28	23	2,040	8	5	68	28	34	21	4	24	3	2
20	M	Brian Kelly	29	26	2,160	6	3	48	18	18	34	16	6	2	0
8	F	Paul Dougherty	16	12	1,050	3	9	31	12	16	24	1	5	0	0
4	D	Diego Sonora	30	30	2,572	3	7	25	8	16	15	6	5	2	0
19	F	Miles Joseph	15	3	479	3	2	12	6	6	10	4	1	0	0
22	D	Alexi Lalas	25	25	2,250	2	0	12	5	37	36	2	0	7	0
9	M	Marcelo Vega	17	13	1,055	1	6	39	19	11	29	10	15	5	1
10	M	Tab Ramos	17	16	1,455	1	5	19	8	14	43	3	63	2	1
8	D	Mike Duhaney (TOT)	30	26	2,361	1	3	15	5	29	33	1	1	5	1
8	D	Mike Duhaney (NY)	14	10	962	1	2	10	3	14	19	1	1	3	0
12	D	Mike Perke	27	25	2,234	1	1	17	4	21	27	1	0	1	0
6	M	Mike Sorber	28	24	2,158	0	6	19	10	41	23	4	23	4	1
24	M	Billy Walsh	8	3	337	0	2	4	1	2	1	0	0	0	0
21	M	Kerry Zavagnin	18	7	754	0	2	11	0	24	11	0	2	2	2
16	M	Ramiro Corrales (TOT)	4	3	301	0	1	2	2	4	0	0	0	0	0
16	M	Ramiro Corrales (NY)	3	2	211	0	1	1	1	3	0	0	0	0	0
15	D	Rhett Harty	7	6	544	0	1	3	2	12	6	0	0	0	0
1	GK	Tony Meola	31	31	2,790	0	1	0	0	3	3	0	0	4	0
5	D	Arley Palacios	24	23	1,986	0	1	10	1	40	15	0	0	8	1
23	D	Cristian da Silva	3	3	177	0	0	3	0	5	0	0	0	2	0
1	GK	Tim Howard	1	1	90	0	0	0	0	0	0	0	0	0	0
25	D	Matt Knowles	4	4	336	0	0	1	1	11	2	0	0	1	0
26	F	Carlos Ledesma	1	0	18	0	0	0	0	0	0	0	2	0	0
14	F	Joe Munoz	1	0	12	0	0	1	0	0	0	0	0	0	0
16	M	Carlos Parra	1	0	50	0	0	0	0	1	1	0	0	0	0
7	M	Wellington Sanchez	1	0	10	0	0	0	0	0	0	0	0	0	0
3	D	Mark Semiali	10	10	829	0	0	4	3	13	13	0	0	4	1
27	F	Barry Swift	2	0	30	0	0	0	0	2	0	0	0	0	0
2	D	Jeff Zaun	4	4	360	0	0	1	0	2	5	0	0	0	0
30	GK	Manuel Carou	0	0	0	0	0	0	0	0	0	0	0	0	0
26	GK	Kevin East	0	0	0	0	0	0	0	0	0	0	0	0	0
30	GK	Emmett Idzahl	0	0	0	0	0	0	0	0	0	0	0	0	0
11	M	Travis Roy	0	0	0	0	0	0	0	0	0	0	0	0	0
OWN-GOALS RECEIVED			1												
TEAM TOTALS			32	32	2,880	54	75	497	212	453	446	97	149	59	9
OPPONENT TOTALS			32	32	2,880	63	77	523	242	480	424	155	196	52	5

## NEW YORK INDIVIDUAL GOALKEEPING

UNF	POS	GOALKEEPER	GP	GS	MIN	SHTS	SV	GA	GAA	PG	PA	W	L	T	SO
18	GK	Tim Howard	1	1	90	8	5	1	1.00	0	0	1	0	0	0
1	GK	Tony Meola	31	31	2,790	234	164	62	2.00	5	5	14	17	0	4
TEAM TOTALS			32	32	2,880	242	169	63	1.97	5	5	15	17	0	4
OPPONENT TOTALS			32	32	2,880	212	143	54	1.69	2	6	17	15	0	8

1999

## 1999 NEW YORK SEASON SUMMARY

DATE	OPPONENT	RESULT	SCORE	ATT.	W-L-T	POS.	PTS.
03/20/1999	at Miami	W	3-2	13,648	1-0-0	2	1
03/28/1999	Columbus	W	1-0	20,307	2-0-0	1	4
04/03/1999	D.C. United	L	0-1	20,978	2-1-0	2	4
04/11/1999	at Tampa Bay	W	2-1	8,264	3-1-0	2	5
04/25/1999	Tampa Bay	L	0-1	23,765	3-2-0	T3	5
05/01/1999	Los Angeles	L	0-1	13,778	3-3-0	T5	5
05/08/1999	at D.C. United	L	1-2	15,499	3-4-0	T5	5
05/15/1999	Miami	W	3-2	14,879	4-4-0	T3	8
05/22/1999	at Colorado	L	0-2	20,005	4-5-0	4	8
05/29/1999	New England	L	3-4	43,192	4-6-0	T4	8
06/05/1999	Dallas	L	2-5	11,567	4-7-0	T5	8
06/12/1999	Colorado	L	0-1	13,723	4-8-0	T5	8
06/20/1999	at Kansas City	L	0-6	6,190	4-9-0	T5	8
06/26/1999	at Columbus	L	1-2	18,632	4-10-0	T5	8
06/30/1999	Tampa Bay	W	2-1	11,012	5-10-0	5	9
07/04/1999	at New England	L	2-3	28,986	5-11-0	6	9
07/10/1999	at Chicago	L	0-2	12,850	5-12-0	6	9
07/24/1999	Miami	L	0-1	13,608	5-13-0	6	9
08/04/1999	at Dallas	L	0-2	7,622	5-14-0	6	9
08/07/1999	at Miami	L	0-2	7,688	5-15-0	6	9
08/11/1999	D.C. United	L	1-4	6,876	5-16-0	6	9
08/14/1999	Kansas City	L	1-2	9,107	5-17-0	6	9
08/18/1999	Columbus	L	2-4	7,246	5-18-0	6	9
08/21/1999	at Los Angeles	L	1-4	12,045	5-19-0	6	9
08/25/1999	New England	L	1-2	9,143	5-20-0	6	9
08/28/1999	at San Jose	L	1-2	9,492	5-21-0	6	9
09/05/1999	Chicago	L	1-2	8,905	5-22-0	6	9
09/12/1999	at Columbus	W	2-1	14,782	6-22-0	6	12
09/18/1999	at D.C. United	L	1-2	21,463	6-23-0	6	12
09/22/1999	San Jose	L	1-2	7,215	6-24-0	6	12
09/25/1999	at Tampa Bay	W	2-1	12,101	7-24-0	6	15
10/02/1999	at New England	L	1-2	21,335	7-25-0	6	15

1999

## 1999 NEW YORK FINAL STATISTICS (7-25-0, 15 PTS.)

UNF	POS	PLAYER	GP	GS	MIN	G	A	SHT	SOG	FC	FS	OFF	CK	C	E
29	F	Eduardo Hurtado	28	26	2377	7	3	79	30	42	41	23	0	3	0
8	M	Billy Walsh	30	30	2675	4	0	30	15	33	19	2	2	2	1
7	M	Mark Chung	26	22	1995	3	7	56	22	20	56	5	32	1	0
14	M	Petter Villegas	30	10	1409	3	6	42	9	22	39	3	37	1	0
9	F	Henry Zambrano	14	14	1186	3	3	33	17	13	22	22	0	2	0
20	M	Brian Kelly	28	21	1843	2	4	52	18	20	23	16	73	1	0
11	F	Sasa Curcic	9	7	492	2	2	16	10	3	9	5	16	0	1
3	D	Mark Semioli	24	24	2106	2	0	5	3	36	30	2	0	7	1
2	D	Nansha Kalonji	19	9	930	1	2	29	9	14	15	3	0	2	0
17	M	Lawrence Lozzano (TOT)	19	13	1164	1	1	16	8	32	10	2	1	3	0
17	M	Lawrence Lozzano (NY)	13	12	975	1	1	14	7	26	9	1	1	3	0
12	D	Mike Petke	25	23	2022	1	1	30	8	24	20	0	0	5	1
15	D	Mike Duhaney	19	13	1037	1	0	18	7	20	8	2	3	1	0
5	D	Arley Palacios	7	7	622	1	0	5	1	19	5	0	0	3	1
22	F	John Wolyniec	4	0	69	1	0	1	1	1	1	1	1	0	0
19	F	Miles Joseph	20	13	1186	0	3	31	14	15	17	3	32	0	0
10	M	Tab Ramos	5	4	347	0	3	4	2	4	8	3	3	1	0
16	M	Ramiro Corrales	31	31	2659	0	2	20	5	28	31	1	2	4	1
6	M	Mike Sorber	24	24	1976	0	2	37	7	33	27	1	3	5	0
5	D	Mohammad Khakpour	14	14	1260	0	1	8	1	10	11	1	0	2	0
17	M/F	Roy Myers	7	6	552	0	1	7	2	11	18	2	2	2	0
1	GK	Mike Ammann	24	24	2138	0	0	0	0	0	1	0	0	2	0
25	M	Fernando Fernandes	1	0	5	0	0	0	0	0	0	0	0	0	0
1	GK	Tim Howard	9	8	742	0	0	0	0	0	1	0	0	0	0
23	F	Rob Johnson	1	0	45	0	0	1	0	0	1	0	0	0	0
4	D	Kevin Knight	11	8	732	0	0	1	1	3	7	0	0	0	0
23	M	Eric Kvello	2	1	44	0	0	0	0	0	0	0	0	1	0
13	M	Jim Rooney	1	1	62	0	0	3	2	1	0	0	0	0	0
30	GK	Bill Andracki	0	0	0	0	0	0	0	0	0	0	0	0	0
26	GK	Kevin East	0	0	0	0	0	0	0	0	0	0	0	0	0
35	GK	Kori Hunter	0	0	0	0	0	0	0	0	0	0	0	0	0
30	GK	Kurt Kelley	0	0	0	0	0	0	0	0	0	0	0	0	0
24	M	Jim Manganello	0	0	0	0	0	0	0	0	0	0	0	0	0
30	GK	Steve McNulty	0	0	0	0	0	0	0	0	0	0	0	0	0
24	M/D	John Rusek	0	0	0	0	0	0	0	0	0	0	0	0	0
TEAM TOTALS			32	32	2880	32	41	522	191	398	419	96	207	48	6
OPPONENT TOTALS			32	32	2880	64	97	451	210	444	375	111	150	49	3

## NEW YORK INDIVIDUAL GOALKEEPING

UNF	POS	GOALKEEPER	GP	GS	MIN	SHTS	SV	GA	GAA	PG	PA	W	L	T	SO
18	GK	Tim Howard	9	8	742	55	37	13	1.58	0	0	1	7	0	0
1	GK	Mike Ammann	24	24	2138	155	91	51	2.15	2	2	6	18	0	2
TEAM TOTALS			32	32	2880	210	128	64	2.00	2	2	7	25	0	2
OPPONENT TOTALS			32	32	2880	191	139	32	1.00	3	5	25	7	0	10

2000

## 2000 NEW YORK SEASON SUMMARY

DATE	OPPONENT	RESULT	SCORE	ATT.	W-L-T	POS.	PTS.
03/26/2000	at Miami	L	1-3	10,482	0-1-0	T3	0
04/01/2000	D.C. United	W	3-2	27,322	1-1-0	2	3
04/08/2000	at San Jose	L	0-2	20,824	1-2-0	T2	3
04/15/2000	Columbus	L	0-1	12,399	1-3-0	T3	3
04/19/2000	Kansas City	L	1-2	7,810	1-4-0	T3	3
04/22/2000	at D.C. United	W	3-2 (OT)	14,985	2-4-0	T1	6
04/29/2000	Los Angeles	L	0-1	16,711	2-5-0	3	6
05/06/2000	at Columbus	W	2-0	17,558	3-5-0	2	9
05/13/2000	at Kansas City	L	0-2	9,705	3-6-0	3	9
05/20/2000	Tampa Bay	W	3-2 (OT)	29,521	4-6-0	3	12
05/27/2000	Chicago	W	4-1	41,609	5-6-0	3	15
06/03/2000	at Los Angeles	W	2-0	16,876	6-6-0	2	18
06/09/2000	Tampa Bay	L	0-3	11,322	6-7-0	2	18
06/17/2000	New England	W	4-2	10,081	7-7-0	2	21
06/21/2000	D.C. United	T	2-2 (OT)	10,316	7-7-1	T2	22
06/24/2000	at Colorado	W	3-1	4,711	8-7-1	2	25
06/28/2000	San Jose	T	0-0 (OT)	10,476	8-7-2	T1	26
07/01/2000	at Tampa Bay	W	2-0	8,220	9-7-2	1	29
07/05/2000	Dallas	W	2-1	9,193	10-7-2	1	32
07/08/2000	at Kansas City	W	1-0	5,810	11-7-2	1	35
07/15/2000	at New England	W	2-0	16,838	12-7-2	1	38
07/22/2000	Miami	W	4-2	25,326	13-7-2	1	41
08/02/2000	at D.C. United	L	2-3 (OT)	13,801	13-8-2	1	41
08/06/2000	at Chicago	L	1-3	19,549	13-9-2	1	41
08/12/2000	New England	W	2-1 (OT)	12,688	14-9-2	1	44
08/16/2000	at Tampa Bay	L	3-4 (OT)	5,131	14-10-2	1	44
08/20/2000	Colorado	W	5-3	27,897	15-10-2	1	47
08/23/2000	Kansas City	T	0-0 (OT)	16,898	15-10-3	1	48
08/26/2000	at Dallas	W	6-4	12,940	16-10-3	1	51
09/02/2000	at Miami	L	1-4	7,415	16-11-3	1	51
09/05/2000	Miami	W	2-1	12,369	17-11-3	1	54
09/09/2000	at New England	L	3-4	20,419	17-12-3	1	54

2000

## 2000 NEW YORK FINAL STATISTICS (17-12-3, 54 PTS.)

UNF	POS	PLAYER	GP	GS	MIN	G	A	SHT	SOG	FC	FS	OFF	CK	C	E
13	M/F	Clint Mathis (TOT)	29	28	2,520	16	14	94	47	32	53	19	2	6	0
13	M/F	Clint Mathis (NY)	21	20	1,796	13	13	61	31	23	42	9	1	6	0
14	F	Adolfo Valencia	31	25	2,295	16	9	60	32	54	61	49	0	3	1
23	F	Alex Comas	25	17	1,571	13	6	48	34	43	26	15	0	3	0
11	M	Petter Villegas	29	27	2,341	5	6	55	19	57	59	10	18	5	0
7	M	Mark Chung	30	28	2,539	3	11	60	28	42	64	11	43	2	0
12	D	Mike Petke	30	29	2,672	3	1	19	10	40	24	0	0	4	1
8	M	Billy Walsh	24	19	1,756	3	1	18	11	37	10	0	0	6	1
9	M	Tab Ramos	20	18	1,660	2	6	23	8	28	55	1	46	4	1
5	D	Steve Jolley (TOT)	28	27	2,496	2	2	15	5	51	19	0	0	4	0
5	D	Steve Jolley (NY)	27	27	2,492	2	2	15	5	51	19	0	0	4	0
17	M/F	Roy Myers (TOT)	25	19	1,712	1	7	27	12	53	46	5	4	3	2
17	M/F	Roy Myers (NY)	17	11	1,011	1	6	15	6	32	23	1	3	2	2
6	D	Steve Shak	23	14	1,393	1	1	6	2	41	9	2	0	4	1
20	M	Brian Kelly	7	3	216	1	0	6	3	4	4	3	1	1	0
10	D	Lothar Matthaus	16	16	1,345	0	3	15	5	15	20	1	20	6	0
16	M	Ramiro Corrales	22	15	1,460	0	2	7	2	24	27	3	3	5	1
4	D	Thomas Dooley	20	17	1,318	0	2	8	3	30	9	2	0	3	0
21	M	Daniel Hernandez (TOT)	17	15	1,351	0	2	11	4	28	21	0	1	4	2
21	M	Daniel Hernandez (NY)	15	15	1,344	0	2	11	4	28	21	0	1	4	1
19	F	Miles Joseph	3	2	175	0	1	4	2	3	2	0	0	0	0
1	GK	Mike Ammann	22	22	1,960	0	0	0	0	1	6	0	0	2	0
13	F	Nino Da Silva	3	0	25	0	0	0	0	3	1	0	0	0	0
22	M	Julian Gomez	3	0	33	0	0	0	0	3	0	0	0	0	0
28	GK	Paul Grafer	2	2	180	0	0	0	0	0	1	0	0	0	0
18	GK	Tim Howard	9	8	794	0	0	0	0	0	0	0	0	0	0
5	D	Mohammad Khakpour	5	5	382	0	0	1	0	8	4	0	0	2	0
24	D	Dahir Mohammed	3	1	208	0	0	1	0	5	4	0	0	1	0
30	GK	Russell Payne (TOT)	1	0	8	0	0	0	0	1	0	0	0	1	0
30	GK	Russell Payne (NY)	1	0	8	0	0	0	0	1	0	0	0	1	0
2	D	Orlando Perez	15	4	546	0	0	1	1	9	12	1	1	1	1
3	D	Mark Semioli	16	7	715	0	0	3	1	11	17	0	0	0	0
30	GK	Anthony Latronica (TOT)	0	0	0	0	0	0	0	0	0	0	0	0	0
30	GK	Anthony Latronica (NY)	0	0	0	0	0	0	0	0	0	0	0	0	0
24	F	O'Neil Peart	0	0	0	0	0	0	0	0	0	0	0	0	0
		OWN-GOALS RECEIVED		1											
		TEAM TOTALS	32	32	2,939	64	72	437	207	593	520	108	137	69	11
		OPPONENT TOTALS	32	32	2,939	56	69	543	247	540	574	134	201	69	6

## NEW YORK INDIVIDUAL GOALKEEPING

UNF	POS	GOALKEEPER	GP	GS	MIN	SHTS	SV	GA	GAA	PG	PA	W	L	T	SO
18	GK	Tim Howard	9	8	794	63	40	14	1.59	1	1	5	2	2	4
1	GK	Mike Ammann	22	22	1,960	162	108	35	1.61	5	7	11	9	1	2
28	GK	Paul Grafer	2	2	180	17	12	5	2.50	1	1	1	1	0	0
30	GK	Russell Payne (TOT)	1	0	8	5	1	2	22.5	1	1	0	0	0	0
30	GK	Russell Payne (NY)	1	0	8	5	1	2	22.5	1	1	0	0	0	0
		TEAM TOTALS	32	32	2,939	247	161	56	1.71	8	10	17	12	3	6
		OPPONENT TOTALS	32	32	2,939	207	124	64	1.96	9	10	17	12	3	7

2001

## 2001 NEW YORK SEASON SUMMARY

DATE	OPPONENT	RESULT	SCORE	ATT.	W-L-T	POS.	PTS.
04/07/2001	New England	W	2-1	30,753	1-0-0	T1	3
04/14/2001	at Colorado	T	1-1 (OT)	18,495	1-0-1	2	4
04/21/2001	Tampa Bay	L	1-3	17,253	1-1-1	3	4
04/28/2001	Dallas	W	3-2	17,543	2-1-1	2	7
05/02/2001	Kansas City	W	4-1	9,321	3-1-1	2	10
05/05/2001	D.C. United	W	3-2	20,877	4-1-1	T1	13
05/12/2001	Los Angeles	W	2-0	21,561	5-1-1	1	16
05/16/2001	Colorado	W	1-0	10,081	6-1-1	1	19
05/19/2001	at San Jose	L	0-2	6,879	6-2-1	1	19
05/24/2001	at Kansas City	L	0-1	7,873	6-3-1	T1	19
06/03/2001	at New England	T	1-1 (OT)	28,623	6-3-2	2	20
06/13/2001	at D.C. United	L	1-2	11,581	6-4-2	2	20
06/16/2001	San Jose	T	0-0 (OT)	23,561	6-4-3	2	21
06/23/2001	at Los Angeles	L	0-2	13,844	6-5-3	2	21
06/30/2001	at Chicago	L	1-3	15,274	6-6-3	2	21
07/04/2001	at Tampa Bay	W	2-1	20,730	7-6-3	2	24
07/07/2001	at Miami	W	3-0	22,370	8-6-3	2	27
07/18/2001	at Columbus	L	1-2	15,855	8-7-3	2	27
07/21/2001	D.C. United	W	2-1	32,723	9-7-3	2	30
08/04/2001	Miami	W	2-1	41,794	10-7-3	2	33
08/11/2001	at Dallas	L	0-3	11,877	10-8-3	2	33
08/15/2001	at D.C. United	W	2-1	11,618	11-8-3	2	36
08/19/2001	Columbus	L	0-1	16,229	11-9-3	2	36
08/25/2001	at Miami	W	3-2	18,247	12-9-3	2	39
09/01/2001	Chicago	L	0-1	15,102	12-10-3	2	39
09/07/2001	New England	W	3-1	13,679	13-10-3	2	42

2001

## 2001 NEW YORK FINAL STATISTICS (13-10-3, 42 PTS.)

UNF	POS	PLAYER	GP	GS	MIN	G	A	SHT	SOG	FC	FS	OFF	CK	C	E
22	F	Rodrigo Faria	21	11	1,344	8	2	55	30	29	21	16	0	2	0
13	M/F	Clint Mathis	10	10	905	7	5	44	17	15	26	10	0	6	0
11	M	Petter Villegas	22	22	1,798	5	5	36	14	32	35	8	19	2	1
14	FWD	Adolfo Valencia	17	14	1,155	5	4	33	19	25	14	17	0	0	0
7	M	Mark Chung	26	24	2,226	3	6	56	25	36	71	7	22	1	0
8	M	Billy Walsh	11	8	756	3	0	11	5	17	3	1	0	1	0
9	M	Alex Comas	12	10	748	2	2	21	11	21	8	1	0	4	1
6	M	Ross Paule (TOT)	25	13	1,481	1	11	23	12	28	26	2	41	4	0
6	M	Ross Paule (NY)	5	3	245	0	1	3	2	5	5	0	0	1	0
21	M	Daniel Hernandez	16	15	1,358	1	7	26	7	26	42	0	19	4	0
17	M	Pedro Alvarez	21	17	1,494	1	1	13	4	45	21	1	2	9	2
20	F	Michael Butler	1	0	24	1	0	1	1	0	0	0	0	0	0
10	M	Tab Ramos	18	17	1,459	0	5	23	12	16	60	2	59	3	0
5	D	Steve Jolley	26	26	2,370	0	3	10	3	33	14	1	0	6	0
16	M	Richie Williams	21	21	1,868	0	2	4	2	48	33	0	0	6	0
9	M/F	Gilmar	4	1	191	0	1	2	0	0	11	3	0	0	0
12	D	Mike Perke	25	25	2,194	0	1	5	0	48	19	1	0	5	1
19	D	Mersim Beskovic	3	0	11	0	0	0	0	0	0	0	0	0	0
18	GK	Tim Howard	26	26	2,370	0	0	0	0	0	5	0	0	1	0
26	M/D	Fausto Klinger	1	0	14	0	0	0	0	1	1	1	0	0	0
15	F	Martin Klinger	9	2	272	0	0	9	4	7	11	2	0	0	0
25	M/F	Roy Myers	3	3	168	0	0	3	1	2	4	0	5	0	0
2	D	Orlando Perez	24	21	1,948	0	0	1	0	37	19	0	2	6	0
3	D	Mark Semioli	14	6	549	0	0	1	0	14	9	0	0	2	0
6	D	Steve Shak	9	4	409	0	0	4	1	8	4	0	0	0	0
23	F	Cordt Weinstein	2	0	41	0	0	1	0	0	2	1	0	0	0
1	GK	D.J. Countess	0	0	0	0	0	0	0	0	0	0	0	0	0
30	GK	Paul Grafer	0	0	0	0	0	0	0	0	0	0	0	0	0
23	D	Jeff Rigby	0	0	0	0	0	0	0	0	0	0	0	0	0
		OWN-GOALS RECEIVED	2												
		TEAM TOTALS	26	26	2,370	38	45	362	158	465	438	72	128	59	5
		OPPONENT TOTALS	26	26	2,370	35	46	378	190	458	446	89	154	53	6

## NEW YORK INDIVIDUAL GOALKEEPING

UNF	POS	GOALKEEPER	GP	GS	MIN	SHTS	SV	GA	GAA	PG	PA	W	L	T	SO
18	GK	Tim Howard	26	26	2,370	190	146	35	1.33	3	3	13	10	3	4
		TEAM TOTALS	26	26	2,370	190	146	35	1.33	3	3	13	10	3	4
		OPPONENT TOTALS	26	26	2,370	158	114	38	1.44	1	3	10	13	3	7

2002

## 2002 NEW YORK SEASON SUMMARY

DATE	OPPONENT	RESULT	SCORE	ATT.	W-L-T	POS.	PTS.
03/23/2002	New England	W	3-1	13,234	1-0-0	T1	3
03/27/2002	Columbus	L	0-1	45,511	1-1-0	T1	3
04/06/2002	at Columbus	W	2-1 (OT)	11,103	2-1-0	1	6
04/13/2002	at Colorado	W	2-1	12,411	3-1-0	1	9
04/20/2002	Chicago	L	0-2	20,047	3-2-0	1	9
04/27/2002	San Jose	T	1-1 (OT)	13,339	3-2-1	1	10
05/04/2002	Dallas	L	1-2	15,551	3-3-1	T1	10
05/11/2002	at San Jose	L	1-2	8,445	3-4-1	T1	10
05/18/2002	at D.C. United	L	2-4	20,105	3-5-1	T1	10
05/25/2002	Kansas City	T	1-1 (OT)	18,401	3-5-2	T2	11
06/15/2002	Los Angeles	W	5-0	22,071	4-5-2	3	14
06/22/2002	at Chicago	W	1-0	12,721	5-5-2	T2	17
06/26/2002	Colorado	L	0-1	12,008	5-6-2	T2	17
06/29/2002	at New England	W	2-0	16,958	6-6-2	1	20
07/04/2002	at Dallas	L	0-2	16,055	6-7-2	1	20
07/06/2002	at Columbus	W	3-2	19,756	7-7-2	1	23
07/13/2002	Chicago	L	2-3 (OT)	22,070	7-8-2	T1	23
07/20/2002	New England	W	4-3	13,837	8-8-2	1	26
07/24/2002	at Kansas City	W	3-1	6,271	9-8-2	1	29
07/27/2002	at Chicago	L	0-3	14,576	9-9-2	1	29
07/31/2002	Columbus	L	2-3	10,602	9-10-2	1	29
08/17/2002	Dallas	L	1-3	12,471	9-11-2	3	29
08/25/2002	D.C. United	W	1-0	20,447	10-11-2	3	32
08/31/2002	at Los Angeles	L	0-3	19,854	10-12-2	3	32
09/05/2002	at Dallas	W	3-1	7,913	11-12-2	T1	35
09/12/2002	D.C. United	L	0-1	14,585	11-13-2	T1	35
09/14/2002	at D.C. United	L	1-2	17,677	11-14-2	T2	35
09/21/2002	at New England	L	0-3	20,215	11-15-2	3	35



2002

## 2002 NEW YORK FINAL STATISTICS (11-15-2, 35 PTS.)

UNF	POS	PLAYER	GP	GS	MIN	G	A	SHT	SOG	FC	FS	OFF	CK	C	E
15	F	Mamadou Diallo (TOT)	24	21	1,623	12	5	81	51	37	62	54	0	2	1
15	F	Mamadou Diallo (NY)	17	14	1,135	11	4	51	32	28	39	34	0	2	1
22	F	Rodrigo Faria	28	25	2,285	12	5	90	49	37	50	30	3	4	0
4	M	Brad Davis	24	12	1,246	4	3	22	10	14	31	3	36	2	0
13	M/F	Clint Mathis	14	14	1,106	4	2	40	20	20	24	4	0	3	1
7	F	Andy Williams (TOT)	24	19	1,814	2	15	54	18	41	86	3	27	5	0
7	F	Andy Williams (NY)	19	17	1,539	2	13	46	15	34	74	3	21	4	0
11	M	Ross Paule	26	26	2,207	2	2	29	11	35	31	0	27	4	1
8	M	Mark Lisi (TOT)	23	6	874	2	1	7	5	11	15	1	1	2	0
8	M	Mark Lisi (NY)	17	4	609	2	1	7	5	4	9	0	1	1	0
71	F	Diego Serna	8	8	696	1	3	22	8	16	19	4	4	0	1
5	D	Steve Jolley	27	26	2,327	1	1	7	3	35	21	0	0	4	0
7	M	Brian Kamler	8	7	581	1	1	4	1	10	10	0	1	2	0
2	D	Ted Chronopoulos (TOT)	23	21	1,877	0	6	10	4	32	26	6	13	5	0
2	D	Ted Chronopoulos (NY)	18	16	1,462	0	4	8	3	27	20	3	1	3	0
6	M	Jeff Moore	18	17	1,482	0	3	5	2	28	24	0	0	4	0
10	M	Tab Ramos	14	12	926	0	3	11	7	15	26	0	39	4	1
8	M	Petter Villegas	7	7	607	0	3	11	3	15	14	1	16	1	0
21	M	Daniel Hernandez	9	9	809	0	2	11	0	20	11	0	0	3	0
18	D	Joseph Addo	15	10	918	0	1	2	1	8	12	0	0	3	1
1	GK	Tim Howard	27	27	2,463	0	1	0	0	1	3	0	0	1	1
21	D	Nelson Akwari	7	3	325	0	0	2	0	2	6	0	0	1	0
9	M/F	Byron Alvarez	8	0	119	0	0	3	1	6	5	0	1	1	0
17	D	Marcelo Balboa	1	0	5	0	0	0	0	0	0	0	0	0	0
19	D	Birahim Diop	4	3	228	0	0	0	0	4	4	2	0	0	0
3	D	Sam Forko	9	3	356	0	0	1	1	12	4	0	0	3	0
30	GK	Paul Grafer	2	1	91	0	0	0	0	0	0	0	0	0	0
23	M	Winston Griffiths	3	0	17	0	0	1	0	1	1	1	0	0	0
25	F	Darin Lewis	3	1	48	0	0	0	0	0	4	0	0	0	0
2	D	Orlando Perez	2	1	98	0	0	0	0	1	0	0	1	0	0
12	D	Mike Petke	27	27	2,398	0	0	8	2	41	35	1	0	6	1
20	M	Brian Piesner	1	0	1	0	0	0	0	0	0	0	0	0	0
19	F	Dustin Sheppard	2	0	64	0	0	0	0	2	1	1	0	0	0
16	D	Craig Ziadie (TOT)	21	18	1,637	0	0	3	0	30	37	0	0	4	1
16	D	Craig Ziadie (NY)	20	18	1,610	0	0	2	0	29	37	0	0	4	1
27	F	Martin Klinger	0	0	0	0	0	0	0	0	0	0	0	0	0
26	D	Leo Krupnick	0	0	0	0	0	0	0	0	0	0	0	0	0
OWN-GOALS RECEIVED			1												
TEAM TOTALS			28	28	2,553	41	52	383	174	445	515	87	151	60	9
OPPONENT TOTALS			28	28	2,553	47	66	422	202	537	420	107	161	71	5

## NEW YORK INDIVIDUAL GOALKEEPING

UNF	POS	GOALKEEPER	GP	GS	MIN	SHTS	SV	GA	GAA	PG	PA	W	L	T	SO
1	GK	Tim Howard	27	27	2,463	195	140	44	1.61	2	4	11	14	2	4
30	GK	Paul Grafer	2	1	91	7	3	3	2.97	1	1	0	1	0	0
TEAM TOTALS			28	28	2,553	202	143	47	1.66	3	5	11	15	2	4
OPPONENT TOTALS			28	28	2,553	174	120	41	1.45	6	9	15	11	2	8

2003

## 2003 NEW YORK SEASON SUMMARY

DATE	OPPONENT	RESULT	SCORE	ATT.	W-L-T	POS.	PTS.
04/12/2003	Columbus	L	0-1	23,786	0-1-0	T2	0
04/19/2003	Los Angeles	T	1-1 (OT)	19,801	0-1-1	T3	1
04/26/2003	at Columbus	W	1-0	12,165	1-1-1	T3	4
05/03/2003	Colorado	W	2-1	11,069	2-1-1	2	7
05/10/2003	D.C. United	W	1-0	17,934	3-1-1	2	10
05/17/2003	at Colorado	W	2-0	8,442	4-1-1	1	13
05/24/2003	Dallas	W	2-1	9,110	5-1-1	1	16
05/31/2003	at Columbus	T	1-1 (OT)	12,518	5-1-2	1	17
06/07/2003	at Kansas City	L	1-2	10,857	5-2-2	1	17
06/14/2003	Chicago	L	2-3	16,116	5-3-2	1	17
06/21/2003	Los Angeles	W	1-0	22,274	6-3-2	1	20
06/28/2003	at Chicago	L	1-2 (OT)	12,690	6-4-2	2	20
07/02/2003	San Jose	T	4-4 (OT)	14,875	6-4-3	T1	21
07/05/2003	at D.C. United	W	3-2 (OT)	13,715	7-4-3	1	24
07/12/2003	at New England	T	3-3 (OT)	33,652	7-4-4	1	25
07/19/2003	at Dallas	W	2-1 (OT)	8,422	8-4-4	1	28
07/26/2003	at Colorado	L	0-1	14,097	8-5-4	T1	28
08/09/2003	at Chicago	T	1-1 (OT)	14,348	8-5-5	T1	29
08/13/2003	Kansas City	T	0-0 (OT)	10,737	8-5-6	T1	30
08/16/2003	at Los Angeles	T	1-1 (OT)	22,189	8-5-7	2	31
08/24/2003	Chicago	L	1-2	20,082	8-6-7	2	31
09/06/2003	at Kansas City	W	2-1	17,152	9-6-7	2	34
09/13/2003	New England	L	1-2	14,742	9-7-7	2	34
09/20/2003	Columbus	W	1-0 (OT)	16,507	10-7-7	2	37
09/25/2003	D.C. United	L	0-2	8,077	10-8-7	2	37
09/28/2003	at D.C. United	T	1-1 (OT)	13,521	10-8-8	2	38
10/05/2003	at San Jose	W	2-0	10,225	11-8-8	2	41
10/11/2003	Dallas	T	0-0 (OT)	13,567	11-8-9	2	42
10/18/2003	New England	L	1-2	18,649	11-9-9	T2	42
10/25/2003	at New England	L	2-5	12,492	11-10-9	3	42

2003

## 2003 NEW YORK FINAL STATISTICS (11-10-9, 42 PTS.)

UNF	POS	PLAYER	GP	GS	MIN	G	A	SHT	SOG	FC	FS	OFF	CK	C	E
13	M/F	Clint Mathis	22	22	2,019	9	1	84	35	39	40	14	17	6	1
7	M/F	Mike Magee	29	19	1,709	7	2	44	25	33	43	11	13	1	0
15	F	John Wolyniec	25	14	1,385	5	2	39	20	29	32	15	0	3	0
5	D	Steve Jolley	24	23	2,194	4	0	11	9	31	22	0	0	3	0
20	M	Amado Guevara	25	25	2,264	3	10	72	37	41	64	4	96	7	1
2	M	Ricardo Clark	28	28	2,590	3	1	38	15	46	58	4	0	5	0
11	M	Jacob LeBlanc	7	2	225	2	0	3	2	3	2	0	0	1	0
9	F	Jaime Moreno	11	7	517	2	0	10	6	7	15	3	3	0	0
8	M	Mark Lisi	24	20	1,829	1	11	17	7	29	27	1	6	5	0
21	D	Craig Ziadie	22	20	1,913	1	2	5	2	37	20	0	1	6	0
24	M	Eddie Gaven	12	7	691	1	1	13	9	11	19	5	8	0	0
10	F	Andrzej Juskowiak	5	0	160	1	0	7	3	3	5	0	0	0	0
23	D	Eddie Pope	20	20	1,724	0	2	15	6	27	20	1	0	3	0
16	M	Richie Williams	26	26	2,337	0	2	12	4	51	36	2	0	6	0
18	GK	Tim Howard	13	13	1,223	0	1	0	0	0	2	0	0	0	0
14	D	Joseph Addo	8	7	700	0	0	1	1	7	5	0	0	0	0
22	D	Kenny Arena	10	5	458	0	0	3	1	12	4	1	0	1	1
4	D	Edgar Bartolomeu	13	11	1,000	0	0	6	0	16	23	0	0	1	0
17	D/M	Joey DiGiamarino	18	16	1,446	0	0	4	2	27	22	0	0	2	1
6	D	Juan Forchetti	10	8	775	0	0	1	1	14	11	0	0	1	0
12	M	Jose Galvan	9	2	266	0	0	2	0	10	22	0	2	1	0
30	GK	Paul Grafer	3	3	270	0	0	0	0	0	0	0	0	0	0
3	D	Chris Leitch	15	10	993	0	0	3	1	9	8	0	0	0	0
25	F	Mike Nugent	1	1	90	0	0	4	3	0	2	2	0	0	0
19	D/M	Tim Regan	15	7	747	0	0	5	2	16	6	0	0	0	0
1	GK	Jonny Walker	14	14	1,325	0	0	0	0	0	2	0	0	1	0
		OWN-GOALS RECEIVED		1											
		TEAM TOTALS	30	30	2,818	40	35	399	191	498	510	63	146	53	4
		OPPONENT TOTALS	30	30	2,818	40	40	421	190	541	470	57	175	72	2

## NEW YORK INDIVIDUAL GOALKEEPING

UNF	POS	GOALKEEPER	GP	GS	MIN	SHTS	SV	GA	GAA	PG	PA	W	L	T	SO
24	MID	Eddie Gaven	1	0	1	0	0	0	0.00	0	0	0	0	0	0
1	GK	Jonny Walker	14	14	1,325	70	55	14	0.95	2	3	4	5	5	4
18	GK	Tim Howard	13	13	1,222	96	74	18	1.33	1	2	6	3	4	3
30	GK	Paul Grafer	3	3	270	24	14	8	2.67	0	0	1	2	0	1
		TEAM TOTALS	30	30	2,818	190	143	40	1.28	3	5	11	10	9	8
		OPPONENT TOTALS	30	30	2,818	191	140	40	1.28	4	7	10	11	9	5

2004

## 2004 NEW YORK SEASON SUMMARY

DATE	OPPONENT	RESULT	SCORE	ATT.	W-L-T	POS.	PTS.
04/03/2004	at Columbus	W	3-1	20,356	1-0-0	T1	3
04/17/2004	D.C. United	W	3-2	31,419	2-0-0	1	6
04/25/2004	New England	T	1-1	8,129	2-0-1	1	7
05/01/2004	at Chicago	L	0-3	11,262	2-1-1	2	7
05/08/2004	at San Jose	T	5-5	7,522	2-1-2	2	8
05/15/2004	Chicago	T	1-1	17,211	2-1-3	T2	9
05/22/2004	at New England	T	1-1	10,108	2-1-4	T1	10
05/30/2004	Kansas City	W	1-0	9,109	3-1-4	T1	13
06/05/2004	Dallas	L	0-2	11,519	3-2-4	2	13
06/12/2004	at San Jose	L	1-3	9,999	3-3-4	T3	13
06/19/2004	Los Angeles	W	2-1	14,371	4-3-4	T2	16
06/23/2004	at Los Angeles	W	3-0	18,342	5-3-4	1	19
06/26/2004	at New England	L	1-2	9,891	5-4-4	1	19
06/30/2004	Colorado	L	2-3	41,013	5-5-4	1	19
07/03/2004	at D.C. United	L	2-6	16,177	5-6-4	2	19
07/10/2004	San Jose	W	2-0	13,174	6-6-4	1	22
07/17/2004	at Chicago	T	1-1	20,754	6-6-5	1	23
07/24/2004	Chicago	W	2-1	10,777	7-6-5	1	26
07/28/2004	at Kansas City	W	2-1	8,138	8-6-5	1	29
08/08/2004	Los Angeles	W	3-0	14,687	9-6-5	1	32
08/15/2004	Dallas	L	0-1	11,913	9-7-5	1	32
08/21/2004	at Colorado	L	0-1	11,462	9-8-5	1	32
08/29/2004	Columbus	T	1-1	14,397	9-8-6	1	33
09/04/2004	at Kansas City	L	0-1	10,430	9-9-6	2	33
09/11/2004	New England	W	3-2	12,333	10-9-6	2	36
09/18/2004	at Columbus	L	2-4	18,233	10-10-6	2	36
09/25/2004	at Dallas	W	2-0	7,214	11-10-6	2	39
10/02/2004	D.C. United	L	0-1	32,864	11-11-6	2	39
10/09/2004	Columbus	T	1-1	15,007	11-11-7	2	40
10/17/2004	at D.C. United	L	2-3	19,832	11-12-7	3	40

2004

## 2004 NEW YORK FINAL STATISTICS (11-12-7, 39 PTS.)

UNF	POS	PLAYER	GP	GS	MIN	G	A	SHT	SOG	FC	FS	OFF	CK	C	E
20	M	Amado Guevara	24	23	2,110	10	10	65	30	58	53	2	51	8	1
15	F	John Wolyniec	30	23	2,051	10	3	56	27	42	37	11	0	1	0
24	M	Eddie Gaven	29	29	2,578	7	7	46	22	44	79	6	4	2	0
13	F	Cornell Glen	18	10	966	6	2	42	21	21	38	7	0	4	0
19	F	Fabian Taylor	21	8	883	5	1	45	18	20	12	2	1	1	0
7	M/F	Mike Magee	22	18	1,536	3	4	30	15	23	38	4	58	4	0
9	F	Sergio Galvan Rey	20	10	871	2	1	23	9	4	7	7	1	0	0
2	M	Ricardo Clark	26	19	1,769	1	1	25	7	37	40	2	1	7	0
12	D	Jeff Parke	28	27	2,409	1	1	23	10	22	24	0	0	5	0
10	M	Joselito Vaca	22	20	1,673	1	1	31	13	19	31	0	23	0	0
14	D	Kenny Arena	10	8	707	1	0	2	1	13	8	0	0	2	0
8	M	Mark Lisi	11	8	695	0	4	14	5	10	9	1	2	2	0
3	D	Chris Leitch	29	29	2,610	0	2	13	3	26	27	0	0	4	0
21	D	Craig Ziadie	15	14	1,289	0	2	4	0	23	12	1	0	4	1
25	M	Gilberto Flores	7	7	451	0	1	7	1	21	20	0	2	1	0
30	D	Tenywa Bonseu	14	13	1,164	0	0	4	1	13	6	0	0	4	0
11	M/D	Pablo Brenes	14	5	709	0	0	13	4	10	23	5	8	1	0
23	D	Eddie Pope	22	22	1,928	0	0	10	5	17	13	0	0	1	0
22	D/M	Tim Regan	12	7	578	0	0	3	1	7	10	0	0	2	0
6	D	Seth Stammer	1	0	1	0	0	0	0	0	0	0	0	0	0
1	GK	Jonny Walker	28	28	2,520	0	0	0	0	0	6	0	0	0	0
18	GK	Zach Wells	2	2	180	0	0	0	0	0	0	0	0	0	0
16	M	Michael Bradley	0	0	0	0	0	0	0	0	0	0	0	0	0
TEAM TOTALS			30	30	2700	47	40	456	193	430	500	48	151	53	2
OPPONENT TOTALS			30	30	2700	49	47	376	156	506	416	103	154	63	1

## NEW YORK INDIVIDUAL GOALKEEPING

UNF	POS	GOALKEEPER	GP	GS	MIN	SHTS	SV	GA	GAA	PG	PA	W	L	T	SO
1	GK	Jonny Walker	28	28	2,520	148	99	45	1.61	3	4	10	11	7	5
18	GK	Zach Wells	2	2	180	8	4	4	2.00	1	1	1	1	0	0
TEAM TOTALS			30	30	2,700	156	103	49	1.63	4	5	11	12	7	5
OPPONENT TOTALS			30	30	2,700	193	138	47	1.57	8	8	12	11	7	6

2005

## 2005 NEW YORK SEASON SUMMARY

DATE	OPPONENT	RESULT	SCORE	ATT.	W-L-T	POS.	PTS.
04/02/2005	Real Salt Lake	T	0-0	12,657	0-0-1	T4	1
04/16/2005	Kansas City	T	2-2	12,548	0-0-2	T4	2
04/22/2005	Chicago	L	0-1	9,692	0-1-2	6	2
04/30/2005	at Colorado	W	3-1	10,259	1-1-2	T4	5
05/07/2005	San Jose	L	0-1	8,274	1-2-2	6	5
05/14/2005	at Chicago	W	3-0	8,341	2-2-2	T4	8
05/21/2005	New England	T	2-2	12,134	2-2-3	T4	9
05/25/2005	at Kansas City	L	0-1	7,129	2-3-3	6	9
05/28/2005	at Columbus	W	3-0	9,413	3-3-3	4	12
05/31/2005	Chicago	W	2-1	50,807	4-3-3	T3	151
06/04/2005	at Los Angeles	T	2-2	20,331	4-3-4	4	16
06/12/2005	D.C. United	T	0-0	15,125	4-3-5	T3	17
06/18/2005	Columbus	W	3-2	11,666	5-3-5	3	20
06/25/2005	at New England	L	2-4	17,194	5-4-5	4	20
07/04/2005	at Real Salt Lake	T	2-2	20,121	5-4-6	5	21
07/09/2005	Los Angeles	W	2-1	12,199	6-4-6	4	24
07/16/2005	Colorado	T	1-1	8,324	6-4-7	T4	25
07/20/2005	at Columbus	L	0-1	10,990	6-5-7	5	25
07/23/2005	at San Jose	L	1-2	10,302	6-6-7	5	25
07/27/2005	FC Dallas	W	3-2	7,776	7-6-7	5	28
08/06/2005	at FC Dallas	T	2-2	16,750	7-6-8	5	29
08/10/2005	at D.C. United	L	0-3	11,883	7-7-8	5	29
08/14/2005	Columbus	W	2-1	10,775	8-7-8	5	32
08/21/2005	Chivas USA	T	3-3	15,787	8-7-9	5	33
09/03/2005	Kansas City	T	2-2	8,765	8-7-10	5	34
09/10/2005	at Kansas City	W	1-0	7,891	9-7-10	5	37
09/17/2005	New England	W	5-4	17,031	10-7-10	5	40
09/24/2005	at New England	L	0-1	15,663	10-8-10	5	40
10/01/2005	D.C. United	L	1-4	27,670	10-9-10	5	40
10/05/2005	at Chicago	T	2-2	11,094	10-9-11	5	41
10/08/2005	at D.C. United	W	2-1	18,751	11-9-11	T4	44
10/16/2005	at Chivas USA	W	2-0	17,394	12-9-11	4	47

2005

## 2005 NEW YORK FINAL STATISTICS (12-9-11, 47 PTS.)

UNF	POS	PLAYER	GP	GS	MIN	G	A	SHT	SOG	FC	FS	OFF	CK	C	E
20	M	Amado Guevara	26	26	2,284	11	11	67	31	43	51	7	71	9	1
10	F/M	Youri Djorkaeff	24	24	1,986	10	7	76	33	44	42	19	20	3	0
24	M	Eddie Gaven	28	26	2,257	8	4	34	19	31	67	11	1	0	0
99	F	Ante Razov (TOT)	25	21	1,936	7	6	62	22	23	25	30	5	2	1
99	F	Ante Razov (NY)	18	16	1,431	6	5	46	17	19	17	25	0	2	1
9	F	Sergio Galvan Rey	27	16	1,598	7	0	44	23	13	14	28	0	2	0
7	M/F	Mike Magee	29	21	1,835	5	5	27	13	36	36	9	20	2	0
11	F	Abbe Ibrahim	16	6	577	2	3	15	8	19	12	7	0	3	1
15	*F	John Wolyniec	8	5	527	2	3	9	5	10	9	10	1	0	0
16	M	Michael Bradley	30	30	2,628	1	4	17	5	49	22	0	0	9	0
30	D	Ryan Suarez (TOT)	19	16	1,309	1	0	3	1	18	18	1	0	2	0
30	D	Ryan Suarez (NY)	4	2	141	0	0	0	0	1	5	1	0	0	0
8	M	Mark Lisi	28	22	1,971	0	5	19	6	36	18	2	3	3	0
2	D	Tim Ward	13	11	1,034	0	3	6	2	14	16	2	0	4	0
3	D	Chris Leitch	28	26	2,344	0	1	8	2	22	16	1	1	7	0
5	D	Jeff Parke	21	19	1,632	0	1	6	1	25	14	0	0	4	0
6	D	Seth Stammer	10	3	361	0	1	2	2	7	1	0	0	2	0
12	D	Jeff Agoos	25	25	2,150	0	0	9	4	26	22	0	7	3	0
23	D	Danilo da Silva	5	0	62	0	0	1	1	3	1	0	0	0	0
25	M	Gilberto Flores	3	0	39	0	0	1	0	0	0	0	1	0	0
21	D	Jason Hernandez	3	3	268	0	0	0	0	3	2	0	0	1	0
4	D	Carlos Mendes	24	21	1,916	0	0	1	0	33	19	0	0	5	0
1	GK	Tony Meola	15	15	1,350	0	0	0	0	0	0	0	0	1	0
15	F	Eric Quill (TOT)	2	0	11	0	0	0	0	0	0	0	0	0	0
15	F	Eric Quill (NY)	2	0	11	0	0	0	0	0	0	0	0	0	0
22	D/M	Tim Regan	20	18	1,643	0	0	3	1	22	12	1	0	5	1
13	GK	Zach Wells	17	17	1,530	0	0	0	0	2	2	1	0	0	0
17	F	Ramon Bailey	0	0	0	0	0	0	0	0	0	0	0	0	0
14	M	Chris Corcoran	0	0	0	0	0	0	0	0	0	0	0	0	0
33	M	Daniel Garipe	0	0	0	0	0	0	0	0	0	0	0	0	0
18	GK	Michael Ueltschey	0	0	0	0	0	0	0	0	0	0	0	0	0
OWN-GOALS RECEIVED			1												
TEAM TOTALS			32	32	2,880	53	53	391	173	458	406	124	125	65	4
OPPONENT TOTALS			32	32	2,880	49	55	485	212	425	445	121	166	57	3

## NEW YORK INDIVIDUAL GOALKEEPING

UNF	POS	GOALKEEPER	GP	GS	MIN	SHTS	SV	GA	GAA	PG	PA	W	L	T	SO
13	GK	Zach Wells	17	17	1,530	95	69	21	1.24	3	5	6	4	7	4
1	GK	Tony Meola	15	15	1,350	117	83	28	1.87	0	0	6	5	4	2
TEAM TOTALS			32	32	2,880	212	152	49	1.53	3	5	12	9	11	6
OPPONENT TOTALS			32	32	2,880	173	111	53	1.66	6	7	9	12	11	8

2006

## 2006 NEW YORK SEASON SUMMARY

DATE	OPPONENT	RESULT	SCORE	ATT.	W-L-T	POS.	PTS.
04/02/2006	at D.C. United	T	2-2	23,028	0-0-1	T3	1
04/08/2006	New England	T	0-0	35,793	0-0-2	4	2
04/15/2006	at Real Salt Lake	T	1-1	16,132	0-0-3	4	3
04/22/2006	D.C. United	L	1-4	8,475	0-1-3	5	3
04/29/2006	at Chivas USA	T	0-0	12,404	0-1-4	T3	4
05/13/2006	Chicago	T	1-1	8,712	0-1-5	6	5
05/20/2006	Chivas USA	W	5-4	9,573	1-1-5	6	8
05/24/2006	FC Dallas	L	1-2	52,425	1-2-5	6	8
06/03/2006	at Kansas City	T	1-1	11,020	1-2-6	6	9
06/10/2006	Houston	T	1-1	9,617	1-2-7	T5	10
06/17/2006	Los Angeles	W	2-1	10,207	2-2-7	T4	13
06/25/2006	at Chicago	L	0-2	20,133	2-3-7	6	13
06/28/2006	Columbus	T	0-0	7,783	2-3-8	6	14
07/01/2006	at New England	L	2-3	9,424	2-4-8	6	14
07/04/2006	at Los Angeles	L	0-1	23,027	2-5-8	6	14
07/08/2006	at FC Dallas	L	1-2	10,430	2-6-8	6	14
07/14/2006	Colorado	W	1-0	5,504	3-6-8	6	17
07/19/2006	at Columbus	W	2-0	10,537	4-6-8	T3	20
07/22/2006	Kansas City	W	1-0	8,685	5-6-8	3	23
07/29/2006	at Houston	T	1-1	10,334	5-6-9	3	24
08/16/2006	D.C. United	T	0-0	11,230	5-6-10	T3	25
08/19/2006	at Columbus	L	0-1	20,149	5-7-10	T4	25
08/26/2006	Real Salt Lake	W	6-0	11,682	6-7-10	T3	28
08/30/2006	at Kansas City	T	2-2	6,103	6-7-11	5	29
09/03/2006	at Chicago	L	1-2	10,494	6-8-11	5	29
09/09/2006	at New England	L	0-1	12,617	6-9-11	5	29
09/16/2006	Columbus	W	1-0	11,141	7-9-11	5	32
09/20/2006	New England	L	0-2	6,670	7-10-11	5	32
09/23/2006	at D.C. United	L	3-4	21,727	7-11-11	5	32
09/30/2006	Chicago	W	1-0	15,835	8-11-11	T4	35
10/07/2006	at Colorado	T	1-1	14,615	8-11-12	5	36
10/14/2006	Kansas City	W	3-2	19,780	9-11-12	4	39



2006

## 2006 NEW YORK FINAL STATISTICS (9-11-12, 39 PTS.)

UNF	POS	PLAYER	GP	GS	MIN	G	A	SHT	SOG	FC	FS	OFF	CK	C	E
20	M	Amado Guevara	28	26	2,346	8	5	56	23	64	40	3	56	6	1
11	F	Edson Buddle	28	24	2,112	6	3	65	29	41	39	32	0	1	0
9	F	Jean Philippe Peguero (TOT)	14	14	1,248	6	3	27	12	28	38	21	0	2	0
9	F*	Jean Philippe Peguero	12	12	1,080	6	2	24	12	25	35	21	0	2	0
9	F	John Wolyniec (TOT)	22	17	1,430	4	2	38	17	27	16	14	0	2	0
9	F	John Wolyniec (NY)	11	9	747	3	2	19	7	16	9	3	0	1	0
6	M/D	Seth Stammers	29	27	2,374	3	5	32	14	56	19	2	5	7	0
19	M	Chris Henderson	32	29	2,188	3	1	30	14	34	23	25	40	0	0
7	M/F	Mike Magee	17	9	938	3	1	23	12	28	16	4	0	4	1
17	F	Josmer Altidore	7	3	330	3	0	7	5	11	13	1	0	1	0
10	F/M	Youri Djorkaeff	21	21	1,824	2	4	59	20	32	57	13	27	2	0
16	D	Todd Dunivant (TOT)	22	21	1,858	2	2	14	9	21	13	4	15	3	0
16	D	Todd Dunivant (NY)	9	8	725	2	1	8	4	9	4	2	1	1	0
28	F	Jerrold Laventure	5	0	70	1	1	2	1	2	3	0	0	0	0
25	F/M	Jordan Cila	4	0	78	1	0	3	3	1	1	0	0	0	0
8	M	Mark Lisi	9	7	506	0	4	3	2	10	4	0	0	2	0
2	D	Marvell Wynne	28	23	2,170	0	3	10	5	19	18	0	0	4	1
3	M	Danny O'Rourke	28	27	2,400	0	2	7	1	59	43	0	0	7	1
18	GK	Jon Conway	12	12	1,080	0	1	0	0	1	4	0	0	1	0
5	D	Steve Jolley	16	10	851	0	1	2	1	11	4	1	0	1	0
15	M	Dema Kovalenko	12	12	1,080	0	1	19	9	27	26	0	0	4	0
4	D	Carlos Mendes	31	31	2,751	0	1	0	0	35	21	0	0	6	0
12	M	Blake Camp	3	0	36	0	0	2	1	0	1	0	1	0	0
21	M	Peter Canero	9	2	278	0	0	2	1	4	4	1	0	1	0
26	D	Taylor Graham	10	6	568	0	0	2	0	12	2	1	0	1	0
27	M	Elie Ikangu	2	0	22	0	0	0	0	1	0	0	0	0	0
9	F*	Thiago Martins	1	0	11	0	0	1	1	0	0	0	0	0	0
1	GK	Tony Meola	20	20	1,800	0	0	0	0	1	4	0	0	1	0
23	D	Jeff Parke	31	31	2,771	0	0	6	2	27	33	0	0	5	0
32	M	Markus Schopp	5	1	199	0	0	6	3	8	4	0	0	3	0
14	M	Joe Vide	7	2	282	0	0	4	0	6	6	0	0	2	0
33	F	David Arvizu	0	0	0	0	0	0	0	0	0	0	0	0	0
22	GK	Michael Behonick	0	0	0	0	0	0	0	0	0	0	0	0	0
<b>TEAM TOTALS</b>			<b>32</b>	<b>32</b>	<b>2,880</b>	<b>41</b>	<b>38</b>	<b>392</b>	<b>170</b>	<b>540</b>	<b>450</b>	<b>109</b>	<b>130</b>	<b>63</b>	<b>4</b>
<b>OPPONENT TOTALS</b>			<b>32</b>	<b>32</b>	<b>2,880</b>	<b>41</b>	<b>40</b>	<b>411</b>	<b>187</b>	<b>456</b>	<b>533</b>	<b>128</b>	<b>173</b>	<b>48</b>	<b>8</b>

## NEW YORK INDIVIDUAL GOALKEEPING

UNF	POS	GOALKEEPER	GP	GS	MIN	SHTS	SV	GA	GAA	PG	PA	W	L	T	SO
18	GK	Jon Conway	12	12	1,080	67	54	12	1.00	3	3	7	2	3	5
1	GK	Tony Meola	20	20	1,800	120	91	29	1.45	1	1	2	9	9	5
<b>TEAM TOTALS</b>			<b>32</b>	<b>32</b>	<b>2,880</b>	<b>187</b>	<b>145</b>	<b>41</b>	<b>1.28</b>	<b>4</b>	<b>4</b>	<b>9</b>	<b>11</b>	<b>12</b>	<b>10</b>
<b>OPPONENT TOTALS</b>			<b>32</b>	<b>32</b>	<b>2,880</b>	<b>170</b>	<b>127</b>	<b>41</b>	<b>1.28</b>	<b>4</b>	<b>5</b>	<b>11</b>	<b>9</b>	<b>12</b>	<b>9</b>

## 2007 NEW YORK SEASON SUMMARY

DATE	OPPONENT	RESULT	SCORE	ATT.	W-L-T	POS.	PTS.
04/07/2007	at Columbus	T	0-0	13,782	0-0-1	T2	1
04/15/2007	FC Dallas	W	3-0	8,865	1-0-1	T1	4
04/21/2007	Houston	W	1-0	12,481	2-0-1	T1	7
04/26/2007	at FC Dallas	W	1-0	14,087	3-0-1	1	10
05/05/2007	at Real Salt Lake	T	3-3	14,789	3-0-2	2	11
05/13/2007	Colorado	L	0-1	7,802	3-1-2	3	11
05/19/2007	Columbus	W	4-0	10,321	4-1-2	2	14
05/24/2007	Chicago	W	3-0	9,357	5-1-2	T1	17
06/02/2007	at Kansas City	L	2-3	13,875	5-2-2	3	17
06/06/2007	at Toronto FC	W	2-1	20,113	6-2-2	1	20
06/10/2007	at D.C. United	L	2-4	18,066	6-3-2	1	20
06/16/2007	Kansas City	T	3-3	15,546	6-3-3	1	21
06/30/2007	at Columbus	L	0-1	11,435	6-4-3	2	21
07/05/2007	at Houston	L	0-4	14,072	6-5-3	T3	21
07/08/2007	at Colorado	W	1-0	12,708	7-5-3	1	24
07/14/2007	New England	L	0-1	13,819	7-6-3	T3	24
07/22/2007	D.C. United	W	1-0	14,705	8-6-3	T1	27
07/26/2007	Chivas USA	L	0-2	10,732	8-7-3	T1	27
08/12/2007	Toronto FC	W	3-0	12,103	9-7-3	T2	30
08/18/2007	Los Angeles	W	5-4	66,237	10-7-3	T2	33
08/22/2007	at D.C. United	L	1-3	18,748	10-8-3	3	33
08/25/2007	at New England	L	1-2	16,017	10-9-3	3	33
09/01/2007	Chicago	W	1-0	13,219	11-9-3	3	36
09/09/2007	at Chivas USA	L	0-3	10,292	11-10-3	3	36
09/15/2007	at Chicago	T	2-2	20,586	11-10-4	3	37
09/22/2007	New England	T	2-2	16,823	11-10-5	3	38
09/29/2007	Real Salt Lake	T	2-2	15,855	11-10-6	3	39
10/04/2007	at Toronto FC	L	1-2	20,274	11-11-6	3	39
10/13/2007	Kansas City	W	2-1	20,083	12-11-6	3	42
10/18/2007	at Los Angeles	T	1-1	27,000	12-11-7	3	43

2007

2007

## 2007 NEW YORK FINAL STATISTICS (12-11-7, 43 PTS.)

UNF	POS	PLAYER	GP	GS	MIN	G	A	SHT	SOG	FC	FS	OFF	CK	C	E
9	F	Juan Pablo Angel	24	24	2,125	19	5	97	53	31	20	42	1	2	1
17	F	Jozy Altidore	22	15	1,399	9	4	43	20	38	43	12	0	4	0
13	M/F	Clint Mathis	26	19	1,723	6	2	47	22	16	15	5	37	2	2
15	F	John Wolyniec	21	13	1,032	3	2	24	7	16	27	7	0	1	0
11	M	Dave van den Bergh	29	26	2,228	2	8	36	19	23	14	3	45	1	0
19	M	Dane Richards	28	27	2,335	2	6	24	14	50	35	12	2	5	0
30	F	Francis Doe	8	4	428	2	1	17	7	8	4	15	1	1	0
21	M	Dema Kovalenko	19	15	1,378	2	1	21	7	29	22	3	1	5	0
3	D	Hunter Freeman	16	15	1,342	1	1	6	4	21	19	0	1	2	0
2	D	Kevin Goldthwaite (TOT)	19	17	1,466	1	1	11	6	21	20	0	9	4	1
2	D	Kevin Goldthwaite (NY)	9	8	662	0	0	3	0	7	11	0	1	2	0
25	M	Sal Caccavale	1	0	2	1	0	1	1	0	0	0	0	0	0
10	M	Claudio Reyna	21	21	1,723	0	3	14	3	35	18	1	48	2	0
6	M/D	Seth Stammers	29	28	2,547	0	2	26	5	46	28	0	7	3	0
18	GK	Jon Conway	14	12	1,143	0	1	0	0	0	2	0	0	0	0
26	D	Taylor Graham	5	3	335	0	1	0	0	5	4	0	0	0	0
60	D	Jeff Parke	28	26	2,246	0	1	10	4	24	23	0	0	2	0
32	M	Markus Schopp	5	3	228	0	1	3	1	8	1	0	0	1	0
8	M	Sinisa Ubiparipovic	12	0	233	0	1	4	2	2	4	0	2	0	0
16	D	Todd Dunivant	7	7	630	0	0	2	2	6	5	0	0	0	0
24	M	Elie Ikangu	1	0	8	0	0	0	0	0	0	0	0	0	0
28	F	Jerrold Laventure	1	0	4	0	0	0	0	0	1	0	0	0	0
33	D	Chris Leitch	12	11	1,018	0	0	2	0	8	9	2	1	0	0
7	M/F	Mike Magee	7	0	144	0	0	5	3	5	5	0	0	0	0
4	D	Carlos Mendes	23	19	1,709	0	0	0	0	12	4	0	0	2	0
5	M	Santino Quaranta (TOT)	9	3	265	0	0	3	1	4	3	0	7	0	0
5	M	Santino Quaranta	3	0	47	0	0	1	0	2	1	0	0	0	0
22	D	Tim Regan	3	2	143	0	0	0	0	2	3	0	0	0	0
14	M	Joe Vide	16	13	1,107	0	0	10	4	26	13	0	0	4	1
23	GK	Ronald Waterreus	18	18	1,557	0	0	0	0	0	2	0	0	0	0
2	D	Marvell Wynne	1	1	90	0	0	0	0	4	2	0	0	0	0
12	M	Blake Camp	0	0	0	0	0	0	0	0	0	0	0	0	0
1	GK	Danny Cepero	0	0	0	0	0	0	0	0	0	0	0	0	0
27	M/F	Chris Karcz	0	0	0	0	0	0	0	0	0	0	0	0	0
29	F	Randi Patterson	0	0	0	0	0	0	0	0	0	0	0	0	0
TEAM TOTALS			30	30	2,700	47	40	396	178	424	361	102	147	39	4
OPPONENT TOTALS			30	30	2,700	45	44	366	168	362	424	141	162	42	5

## NEW YORK INDIVIDUAL GOALKEEPING

UNF	POS	GOALKEEPER	GP	GS	MIN	SHTS	SV	GA	GAA	PG	PA	W	L	T	SO
18	GK	Jon Conway	14	12	1,143	79	57	14	1.10	1	2	6	5	2	4
23	GK	Ronald Waterreus	18	18	1,557	89	59	31	1.79	3	3	6	6	5	5
TEAM TOTALS			30	30	2,700	168	116	45	1.50	4	5	12	11	7	10
OPPONENT TOTALS			30	30	2,700	178	118	47	1.57	5	6	11	12	7	7

2008

## 2008 NEW YORK SEASON SUMMARY

DATE	OPPONENT	RESULT	SCORE	ATT.	W-L-T	POS.	PTS.
04/05/2008	Columbus	W	2-0	17,119	1-0-0	T3	3
04/12/2008	at FC Dallas	L	0-2	11,564	1-1-0	T5	3
04/19/2008	New England	T	1-1	12,047	1-1-1	6	4
04/27/2008	San Jose	W	2-0	9,053	2-1-1	6	7
05/01/2008	at Toronto FC	T	1-1	19,816	2-1-2	6	8
05/10/2008	at Los Angeles	W	2-1	27,000	3-1-2	3	11
05/17/2008	Kansas City	T	1-1	15,755	3-1-3	4	12
05/25/2008	Chicago	L	1-5	14,754	3-2-3	5	12
05/31/2008	at Houston	L	0-1	17,204	3-3-3	5	12
06/05/2008	Chivas USA	W	1-0	9,521	4-3-3	5	15
06/14/2008	at D.C. United	L	1-4	18,622	4-4-3	6	15
06/18/2008	at New England	T	1-1	10,596	4-4-4	T5	16
06/21/2008	FC Dallas	W	1-0	16,427	5-4-4	T4	19
06/28/2008	at Chivas USA	T	1-1	16,379	5-4-5	T4	20
07/04/2008	at Colorado	L	0-4	18,776	5-5-5	T5	20
07/10/2008	at Kansas City	L	1-2	8,773	5-6-5	T6	20
07/19/2008	Los Angeles	T	2-2	46,754	5-6-6	T6	21
07/27/2008	at San Jose	T	1-1	9,046	5-6-7	T4	22
08/10/2008	D.C. United	W	4-1	15,038	6-6-7	T4	25
08/17/2008	Toronto FC	W	2-0	11,119	7-6-7	T4	28
08/24/2008	Houston	W	3-0	12,549	8-6-7	T4	31
08/30/2008	at D.C. United	W	0-0	15,616	8-6-8	T4	32
09/06/2008	at Chicago	L	0-1	16,776	8-7-8	T4	32
09/13/2008	Real Salt Lake	W	2-1	11,692	9-7-8	4	35
09/18/2008	at Columbus	L	1-3	10,881	9-8-8	4	35
09/27/2008	Colorado	L	4-5	14,795	9-9-8	4	35
10/04/2008	Toronto FC	L	1-3	13,756	9-10-8	4	35
10/09/2008	at Real Salt Lake	T	1-1	20,008	9-10-9	4	36
10/18/2008	Columbus	W	3-1	18,546	10-10-9	T4	39
10/23/2008	at Chicago	L	2-5	13,274	10-11-9	T4	39

2008

## 2008 NEW YORK FINAL STATISTICS (10-11-9, 39 PTS.)

UNF	POS	PLAYER	GP	GS	MIN	G	A	SHT	SOG	FC	FS	OFF	CK	C	E
9	F	Juan Pablo Angel	23	22	1,955	14	3	76	41	23	18	27	0	2	0
11	M	Dave van den Bergh	26	25	2,228	7	5	36	19	16	23	1	65	3	1
7	M/F	Mike Magee	26	18	1,665	5	1	35	19	25	21	2	24	2	0
19	M	Dane Richards	23	18	1,553	3	6	28	11	35	28	19	1	2	0
17	F	Jozy Altidore	8	7	665	3	1	13	8	18	15	4	0	0	0
2	D	Kevin Goldthwaite	28	28	2,438	2	2	17	6	42	27	0	2	7	1
12	M	Danleigh Borman	15	7	721	2	0	16	5	4	4	5	4	1	0
6	M/D	Seth Stammer	26	26	2,195	1	4	25	9	37	15	1	5	5	0
30	F	Macoumba Kandji	5	2	270	1	2	5	3	2	4	2	1	1	0
8	M	Sinisa Ubiparipovic	16	9	821	1	2	12	7	23	15	1	9	4	0
1	GK	Danny Cepero	2	2	180	1	0	1	1	0	0	0	0	0	0
14	M	Matthew Mbuta	2	1	86	1	0	4	2	1	1	0	0	0	0
13	M	Jorge Rojas	11	9	825	0	5	13	5	8	12	3	17	2	0
33	D	Chris Leitch	17	14	1,259	0	2	1	0	12	6	0	0	2	0
18	GK	Jon Conway	28	28	2,520	0	1	0	0	1	1	0	0	1	0
3	D	*Hunter Freeman	14	10	953	0	1	1	0	12	9	0	2	0	0
29	D	Diego Jimenez	6	6	520	0	1	2	1	5	4	1	0	3	0
23	M	Juan Pietravallo	13	12	889	0	1	6	2	21	12	0	0	3	1
15	F	John Wolynec	19	5	726	0	1	18	6	12	13	8	0	1	0
27	D	Andrew Boyens (TOT)	19	16	1,506	0	0	5	0	31	10	0	0	6	0
27	D	Andrew Boyens (NY)	19	16	1,506	0	0	5	0	31	10	0	0	6	0
17	D	Gabriel Cichero	8	8	631	0	0	1	1	14	8	0	0	3	1
20	F	Oscar Echeverry	9	7	581	0	0	10	4	13	13	6	0	1	0
26	F	Chris Megaloudis	1	0	35	0	0	2	2	0	0	1	0	0	0
4	M/D	Carlos Mendes	17	10	964	0	0	2	1	20	5	0	0	2	0
60	D	Jeff Parke	24	23	2,025	0	0	12	3	25	30	0	0	3	1
10	M	Claudio Reyna	6	6	461	0	0	7	1	1	8	0	15	0	0
32	M/D	Luke Sassano	18	11	954	0	0	8	1	11	13	1	0	2	0
24	GK	Terry Boss	0	0	0	0	0	0	0	0	0	0	0	0	0
16	D	John Gilkerson	0	0	0	0	0	0	0	0	0	0	0	0	0
25	M	Gordon Kljestan	0	0	0	0	0	0	0	0	0	0	0	0	0
40	GK	Caleb Patterson-Sewell	0	0	0	0	0	0	0	0	0	0	0	0	0
5	M	David Roth	0	0	0	0	0	0	0	0	0	0	0	0	0
22	F	Sainey Touray	0	0	0	0	0	0	0	0	0	0	0	0	0
OWN-GOALS RECEIVED			1												
TEAM TOTALS			30	30	2,700	42	38	356	158	413	341	82	145	56	5
OPPONENT TOTALS			30	30	2,700	48	45	361	157	341	413	82	141	57	1

## NEW YORK INDIVIDUAL GOALKEEPING

UNF	POS	GOALKEEPER	GP	GS	MIN	SHTS	SV	GA	GAA	PG	PA	W	L	T	SO
18	GK	Jon Conway	28	28	2,520	146	98	42	1.50	2	3	9	10	9	7
1	GK	Danny Cepero	2	2	180	11	5	6	3.00	0	0	1	1	0	0
TEAM TOTALS			30	30	2,700	157	103	48	1.60	2	3	10	11	9	7
OPPONENT TOTALS			30	30	2,700	158	109	42	1.40	2	3	11	10	9	5

2009

## 2009 NEW YORK SEASON SUMMARY

DATE	OPPONENT	RESULT	SCORE	ATT.	W-L-T	POS.	PTS.
03/19/2009	at Seattle	L	0-3	32,608	0-1-0	T1	0
03/28/2009	New England	T	1-1	12,462	0-1-1	6	1
04/05/2009	at Chicago	L	0-1	11,633	0-2-1	7	1
04/11/2009	at Houston	T	0-0	19,494	0-2-2	7	2
04/18/2009	Real Salt Lake	W	2-0	8,508	1-2-2	T5	5
04/23/2009	at Kansas City	L	0-1	10,385	1-3-2	6	5
04/26/2009	D.C. United	L	2-3	10,303	1-4-2	6	5
05/02/2009	at Los Angeles	L	0-1	21,006	1-5-2	T6	5
05/08/2009	San Jose	W	4-1	8,042	2-5-2	T5	8
05/16/2009	Houston	T	1-1	14,647	2-5-3	6	9
05/24/2009	Chicago	L	0-1	10,762	2-6-3	T6	9
05/30/2009	Colorado	L	2-3	12,039	2-7-3	7	9
06/04/2009	at D.C. United	L	0-2	11,226	2-8-3	7	9
06/07/2009	at New England	L	0-4	11,183	2-9-3	7	9
06/13/2009	at Toronto FC	L	1-2	19,843	2-10-3	7	9
06/20/2009	Seattle	T	1-1	14,313	2-10-4	7	10
06/24/2009	at Toronto FC	L	0-2	20,902	2-11-4	7	10
06/27/2009	at Columbus	L	0-1	15,575	2-12-4	7	10
07/04/2009	at FC Dallas	L	1-2	14,327	2-13-4	7	10
07/16/2009	Los Angeles	L	1-3	23,238	2-14-4	7	10
07/25/2009	at Colorado	L	0-4	16,816	2-15-4	7	10
08/15/2009	Chivas USA	L	0-2	10,556	2-16-4	7	10
08/23/2009	FC Dallas	W	3-2	9,648	3-16-4	7	13
08/30/2009	Columbus	W	1-0	10,323	4-16-4	7	16
09/12/2009	Kansas City	L	0-1	10,234	4-17-4	7	16
09/18/2009	New England	T	1-1	10,979	4-17-5	7	17
09/26/2009	at Chivas USA	T	1-1	14,211	4-17-6	7	18
10/03/2009	at San Jose	L	0-1	10,525	4-18-6	7	18
10/14/2009	at Real Salt Lake	L	0-2	16,247	4-19-6	7	18
10/24/2009	Toronto FC	W	5-0	21,305	5-19-6	7	21

2009

## 2009 NEW YORK FINAL STATISTICS (5-19-6, 21 PTS.)

UNF	POS	PLAYER	GP	GS	MIN	G	A	SHT	SOG	FC	FS	OFF	CK	C	E
9	F	Juan Pablo Angel	25	25	2,133	12	2	81	37	22	18	34	1	2	0
10	F	Macoumba Kandji	23	20	1,752	4	5	47	24	43	47	10	0	2	0
19	M/F	Dane Richards	27	20	1,988	3	2	19	6	42	28	11	6	4	0
13	M	Jorge Rojas	21	19	1,515	2	2	36	14	18	18	1	53	1	1
15	F	John Wolyniec	20	8	764	2	1	21	8	16	9	5	0	2	0
5	M	Albert Celades	17	14	1,203	1	4	10	3	16	15	0	2	2	0
11	D/M	Danleigh Borman	24	14	1,441	1	1	13	4	9	9	0	26	4	0
14	M	Matthew Mbuta	10	2	280	1	0	4	1	4	0	5	0	0	0
17	D/M	Jeremy Hall	24	22	2,001	0	1	3	2	14	14	0	0	1	1
3	D	Carlos Johnson	13	12	899	0	1	4	1	15	16	0	1	3	3
8	M	Sinisa Ubiparipovic	23	13	1,206	0	1	15	8	12	18	3	33	1	1
27	D	Andrew Boyens	14	14	1,114	0	0	4	2	16	9	0	0	3	0
1	GK	Danny Cepero	13	13	1,088	0	0	0	0	0	2	0	0	0	0
18	GK	*Jon Conway	9	9	810	0	0	0	0	1	0	0	0	0	0
24	GK	Bouna Coundoul	8	8	720	0	0	1	1	0	2	0	0	0	0
40	GK	Alec Dufty	1	0	82	0	0	0	0	0	0	0	0	0	0
20	D	Walter Garcia	1	0	81	0	0	0	0	0	1	0	0	0	0
2	D	Kevin Goldthwaite	17	17	1,449	0	0	3	0	20	24	0	1	5	1
18	D	Leo Krupnik	3	2	204	0	0	0	0	3	0	0	0	1	0
4	D	Carlos Mendes	12	11	868	0	0	0	0	13	5	0	0	1	0
25	F	*Dominic Oduro	3	1	128	0	0	5	2	3	2	0	0	0	0
21	M	Ernst Oebster	3	2	157	0	0	3	2	2	5	3	2	0	0
16	D	Alfredo Pacheco	14	14	1,180	0	0	10	2	9	8	0	3	1	0
12	D	Mike Petke	19	18	1,493	0	0	3	1	16	12	0	0	6	1
23	M	Juan Pietravallo	3	2	186	0	0	2	0	5	0	0	0	1	0
32	M/D	Luke Sassano	17	12	1,179	0	0	6	0	6	8	0	0	1	0
7	M	Khano Smith	8	6	530	0	0	7	0	9	6	0	1	0	0
6	M	Seth Stammers	26	25	2,238	0	0	20	6	37	13	1	0	4	0
22	M	Nick Zimmerman	11	7	757	0	0	21	10	7	10	1	6	0	0
	F	Giorgi Chirgadze	0	0	0	0	0	0	0	0	0	0	0	0	0
		OWN-GOALS RECEIVED		1											
		TEAM TOTALS	30	30	2,700	27	20	338	134	358	328	74	135	45	8
		OPPONENT TOTALS	30	30	2,700	47	44	374	184	329	358	104	151	52	3

## NEW YORK INDIVIDUAL GOALKEEPING

UNF	POS	GOALKEEPER	GP	GS	MIN	SHTS	SV	GA	GAA	PG	PA	W	L	T	SO
40	GK	Alec Dufty	1	0	82	2	2	0	0.00	0	0	0	0	0	0
24	GK	Bouna Coundoul	8	8	720	46	32	10	1.25	1	2	2	4	2	2
1	GK	Danny Cepero	13	13	1,088	85	62	21	1.74	0	1	2	8	3	0
18	GK	*Jon Conway	9	9	810	51	33	16	1.78	4	4	1	7	1	1
		TEAM TOTALS	30	30	2,700	184	129	47	1.57	5	7	5	19	6	4
		OPPONENT TOTALS	30	30	2,700	134	102	27	0.90	3	4	19	5	6	15

2010

## 2010 NEW YORK SEASON SUMMARY

DATE	OPPONENT	RESULT	SCORE	ATT.	W-L-T	POS.	PTS.
03/27/2010	Chicago	W	1-0	24,572	1-0-0	T1	3
04/03/2010	at Seattle	W	1-0	36,066	2-0-0	1	6
04/10/2010	at Chivas USA	L	0-2	12,597	2-1-0	T1	6
04/17/2010	FC Dallas	W	2-1	13,667	3-1-0	1	9
04/24/2010	Philadelphia	W	2-1	15,619	4-1-0	1	12
05/01/2010	at D.C. United	W	2-0	12,089	5-1-0	1	15
05/08/2010	at San Jose	L	0-4	9,711	5-2-0	1	15
05/15/2010	Seattle	L	0-1	17,900	5-3-0	1	15
05/20/2010	Columbus	L	1-3	11,940	5-4-0	2	15
05/29/2010	at New England	L	2-3	11,316	5-5-0	3	15
06/02/2010	Houston	W	2-1	11,462	6-5-0	2	18
06/05/2010	Chivas USA	W	1-0	18,815	7-5-0	T1	21
06/26/2010	at Kansas City	W	3-0	10,385	8-5-0	T1	24
07/04/2010	at Colorado	T	1-1	18,363	8-5-1	2	25
07/10/2010	D.C. United	T	0-0	16,239	8-5-2	2	26
07/17/2010	at Columbus	L	0-2	14,378	8-6-2	2	26
07/31/2010	at Houston	T	2-2	24,750	8-6-3	2	27
08/08/2010	at Chicago	T	0-0	21,868	8-6-4	2	28
08/11/2010	Toronto FC	W	1-0	19,035	9-6-4	2	31
08/14/2010	Los Angeles	L	0-1	25,000	9-7-4	2	31
08/21/2010	at Toronto FC	W	1-0	22,108	10-7-4	2	34
08/28/2010	San Jose	W	2-0	21,859	11-7-4	2	37
09/04/2010	at Real Salt Lake	L	0-1	19,115	11-8-4	2	37
09/11/2010	Colorado	W	3-1	19,014	12-8-4	2	40
09/16/2010	at FC Dallas	T	2-2	15,105	12-8-5	2	41
09/24/2010	at Los Angeles	W	2-0	27,000	13-8-5	T1	44
10/02/2010	Kansas City	W	1-0	24,799	14-8-5	1	47
10/09/2010	Real Salt Lake	T	0-0	20,829	14-8-6	1	48
10/16/2010	at Philadelphia	L	1-2	18,578	14-9-6	1	48
10/21/2010	New England	W	2-0	15,866	15-9-6	1	51



2010

## 2010 NEW YORK FINAL STATISTICS (15-9-6, 51 PTS.)

UNF	POS	PLAYER	GP	GS	MIN	G	A	SHT	SOG	FC	FS	OFF	CK	C	E
9	F	Juan Pablo Angel	30	29	2,593	13	4	98	40	19	17	50	0	2	0
19	M	Dane Richards	25	23	2,008	5	3	35	14	36	25	6	1	2	0
10	M	Mehdi Ballouchy (TOT)	27	25	2,138	4	6	35	15	22	36	3	42	4	0
10	M	Mehdi Ballouchy (NY)	6	6	540	1	1	10	5	7	9	3	8	2	0
20	M	Joel Lindpere	29	29	2,567	3	6	32	13	45	44	7	69	3	0
29	F	Salou Ibrahim	19	8	747	3	0	22	7	26	15	12	0	2	0
14	F	Thierry Henry	11	11	859	2	3	30	13	11	6	8	0	1	0
6	M-D	Seth Stammer	21	17	1,441	2	1	26	6	18	9	1	4	4	0
23	M	Tony Tchani	27	17	1,610	1	3	25	8	43	23	0	0	3	0
11	D	Danleigh Borman	18	13	1,179	1	1	4	2	13	4	0	4	4	0
4	M	Rafael Márquez	10	10	783	1	1	17	5	11	11	2	27	2	0
8	M	Sinisa Ubiparipovic	18	11	932	1	1	11	4	14	22	1	23	0	0
10	F	*Macoumba Kandji	13	8	792	1	0	17	4	29	12	12	1	1	0
5	D	Tim Ream	30	30	2,700	1	0	7	4	13	6	0	0	2	0
33	M	Carl Robinson	10	3	365	1	0	1	1	8	3	1	2	0	0
2	D	Carey Talley (TOT)	16	14	1,181	1	0	6	2	15	7	0	0	3	0
2	D	Carey Talley (NY)	1	1	40	0	0	0	0	1	0	0	0	0	0
3	D	Chris Albright	18	18	1,585	0	2	7	2	13	5	0	0	3	0
7	D	Roy Miller	25	21	1,948	0	2	9	3	29	6	1	4	5	1
18	GK	Bounaoundoul	27	27	2,430	0	1	0	0	1	6	0	0	0	0
17	D	Jeremy Hall	13	9	895	0	1	3	1	17	7	1	0	3	0
44	D	Carlos Mendes	21	20	1,785	0	1	0	0	22	4	0	0	5	1
39	F	Juan Agudelo	2	0	14	0	0	1	1	1	0	0	0	0	0
25	F	Conor Chinn	5	0	29	0	0	1	1	0	1	1	0	0	0
21	M	Brian Nielsen	2	1	105	0	0	4	2	1	0	1	0	0	0
12	D	Mike Petke	16	11	1,047	0	0	1	0	11	7	0	0	5	0
32	M-D	Luke Sassano	3	2	120	0	0	0	0	1	0	0	0	0	1
24	GK	Greg Sutton	3	3	270	0	0	0	0	0	1	0	0	0	0
15	F	John Wolyniec	4	2	190	0	0	4	1	2	7	0	0	0	0
27	D	Andrew Boyens	0	0	0	0	0	0	0	0	0	0	0	0	0
22	D	Giorgi Chirgadze	0	0	0	0	0	0	0	0	0	0	0	0	0
13	M	Austin da Luz	0	0	0	0	0	0	0	0	0	0	0	0	0
99	M	Irving Garcia	0	0	0	0	0	0	0	0	0	0	0	0	0
OWN-GOALS RECEIVED			2												
TEAM TOTALS			30	30	2,700	38	31	365	137	392	278	107	143	49	3
OPPONENT TOTALS			30	30	2,700	29	30	378	144	278	392	93	132	39	5

## NEW YORK INDIVIDUAL GOALKEEPING

UNF	POS	GOALKEEPER	GP	GS	MIN	SHTS	SV	GA	GAA	PG	PA	W	L	T	SO
24	GK	Greg Sutton	3	3	270	10	9	1	0.33	0	0	1	1	1	2
18	GK	Bounaoundoul	27	27	2,430	134	105	28	1.04	1	2	14	8	5	11
TEAM TOTALS			30	30	2,700	144	114	29	0.97	1	2	15	9	6	13
OPPONENT TOTALS			30	30	2,700	137	94	38	1.27	4	5	9	15	6	9

2011

## 2011 NEW YORK SEASON SUMMARY

DATE	OPPONENT	RESULT	SCORE	ATT.	W-L-T	POS.	PTS.
03/19/2011	Seattle	W	1-0	20,982	1-0-0	T1	3
03/26/2011	at Columbus	T	0-0	10,306	1-0-1	T2	4
04/02/2011	Houston	T	1-1	13,664	1-0-2	T2	5
04/09/2011	at Philadelphia	L	0-1	19,027	1-1-2	T3	5
04/16/2011	San Jose	W	3-0	14,308	2-1-2	T2	8
04/21/2011	at D.C. United	W	4-0	18,052	3-1-2	1	11
04/30/2011	Sporting KC	W	1-0	20,636	4-1-2	1	14
05/07/2011	at Los Angeles	T	1-1	27,000	4-1-3	1	15
05/15/2011	Chivas USA	L	2-3	16,365	4-2-3	1	15
05/21/2011	at Houston	T	2-2	25,314	4-2-4	2	16
05/25/2011	Colorado	T	2-2	18,081	4-2-5	T1	17
05/28/2011	at Vancouver	T	1-1	21,000	4-2-6	2	18
06/04/2011	Columbus	T	1-1	20,393	4-2-7	2	19
06/10/2011	New England	W	2-1	21,201	5-2-7	1	22
06/19/2011	at Portland	T	3-3	18,627	5-2-8	1	23
06/23/2011	at Seattle	L	2-4	46,065	5-3-8	T1	23
06/26/2011	at Chicago	T	1-1	16,961	5-3-9	T2	24
07/02/2011	at San Jose	T	2-2	41,028	5-3-10	2	25
07/06/2011	Toronto FC	W	5-0	15,269	6-3-10	1	28
07/09/2011	D.C. United	L	0-1	22,200	6-4-10	T1	28
07/16/2011	at Chivas USA	T	0-0	14,838	6-4-11	1	29
07/20/2011	at Colorado	L	1-4	15,227	6-5-11	2	29
07/23/2011	FC Dallas	T	2-2	17,276	6-5-12	3	30
08/06/2011	at Real Salt Lake	L	0-3	19,081	6-6-12	T3	30
08/13/2011	Chicago	T	2-2	25,177	6-6-13	3	31
08/20/2011	at New England	T	2-2	18,882	6-6-14	5	32
09/10/2011	Vancouver	T	1-1	19,684	6-6-15	6	33
09/17/2011	at FC Dallas	W	1-0	17,019	7-6-15	5	36
09/21/2011	Real Salt Lake	L	1-3	15,266	7-7-15	5	36
09/24/2011	Portland	W	2-0	25,008	8-7-15	5	39
10/01/2011	at Toronto FC	T	1-1	20,132	8-7-16	5	40
10/04/2011	Los Angeles	W	2-0	25,186	9-7-16	T4	43
10/15/2011	at Sporting KC	L	0-2	19,921	9-8-16	5	43
10/20/2011	Philadelphia	W	1-0	25,044	10-8-16	T4	46

2011

## 2011 NEW YORK FINAL STATISTICS (10-8-16, 46 PTS)

UNF	POS	PLAYER	GP	GS	MIN	G	A	SHT	SOG	FC	FS	OFF	CK	C	E
14	F	Thierry Henry	26	26	2,266	14	4	65	30	28	27	14	0	3	2
9	F	Luke Rodgers	23	20	1,560	9	3	45	20	27	26	48	1	6	0
20	M	Joel Lindpere	34	34	3,048	7	7	54	22	45	53	13	86	4	0
19	M	Dane Richards	27	27	2,333	7	7	51	21	46	28	13	5	5	1
17	F	Juan Agudelo	27	12	1,364	6	2	44	17	25	22	6	0	1	0
11	F	*Dwayne De Rosario	13	12	1,113	2	4	31	10	21	14	17	12	2	0
10	M	Mehdi Ballouchy	29	17	1,519	2	1	23	7	33	24	5	1	4	0
13	M	*Austin da Luz	7	4	367	1	1	4	1	5	1	0	0	2	0
8	M	Jan Gunnar Solli	31	31	2,643	0	7	15	4	20	12	2	0	1	1
11	M	Dax McCarty (TOT)	29	25	2,121	0	6	18	2	21	34	5	56	2	0
11	M	Dax McCarty (NY)	16	14	1,175	0	4	8	0	9	21	4	26	1	0
4	M	Rafael Márquez	19	19	1,684	0	5	16	4	26	27	0	61	6	0
7	D	Roy Miller	30	30	2,699	0	3	18	5	29	16	2	0	5	0
22	D	Stephen Keel	16	13	1,226	0	2	3	0	14	6	0	0	3	0
2	M	Teemu Tainio	28	28	2,407	0	2	27	4	45	18	0	7	7	1
5	D	Tim Ream	28	28	2,520	0	1	6	3	10	9	0	0	2	0
3	D	Chris Albright	8	6	482	0	0	1	0	4	8	1	0	0	0
27	M	Stephane Auvray (TOT)	12	4	449	0	0	6	0	7	6	0	0	0	0
27	M	Stephane Auvray (NY)	6	1	124	0	0	1	0	3	1	0	0	0	0
11	D	*Danleigh Borman	2	1	91	0	0	0	0	1	0	0	0	0	0
18	G	Bouna Coundoul	12	11	1,035	0	0	0	0	0	4	0	0	0	0
6	F	Corey Hertzog	5	0	35	0	0	1	1	0	2	0	0	0	0
31	G	Alex Horwath	1	1	90	0	0	0	0	0	0	0	0	0	0
23	D	Mike Jones (TOT)	1	0	1	0	0	0	0	0	0	0	0	0	0
23	D	Mike Jones (NY)	1	0	1	0	0	0	0	0	0	0	0	0	0
15	M	Matt Kassel	2	0	82	0	0	1	1	1	0	0	0	0	0
40	G	Chris Konopka	1	1	90	0	0	0	0	0	0	0	0	0	0
44	D	Carlos Mendes	18	16	1,505	0	0	2	1	21	9	0	0	3	0
21	M	Brian Nielsen	1	0	4	0	0	0	0	1	0	0	1	0	0
33	M	Carl Robinson	2	0	54	0	0	0	0	2	0	0	0	0	0
16	M	John Rooney	5	0	48	0	0	1	0	0	0	0	0	0	0
1	G	Frank Rost	11	11	945	0	0	0	0	0	1	0	0	0	0
24	G	Greg Sutton	10	10	900	0	0	0	0	1	2	0	0	1	0
23	M	*Tony Tchani	2	1	112	0	0	3	2	3	3	0	0	0	0
91	D	Sacir Hot	0	0	0	0	0	0	0	0	0	0	0	0	0
12	D	Tyler Lassiter	0	0	0	0	0	0	0	0	0	0	0	0	0
32	M	Marcos Paulo	0	0	0	0	0	0	0	0	0	0	0	0	0
39	D	Teddy Schneider	0	0	0	0	0	0	0	0	0	0	0	0	0
OWN-GOALS RECEIVED			2												
TEAM TOTALS			34	34	3,060	50	53	420	153	420	363	125	200	56	5
OPPONENT TOTALS			34	34	3,060	44	37	387	143	363	419	106	118	38	3

## NEW YORK INDIVIDUAL GOALKEEPING

UNF	POS	GOALKEEPER	GP	GS	MIN	SHTS	SV	GA	GAA	PG	PA	W	L	T	SO
31	G	Alex Horwath	1	1	90	4	4	0	0.00	0	0	0	0	1	1
18	G	Bouna Coundoul	12	11	1,035	51	37	13	1.13	1	1	3	2	6	3
1	G	Frank Rost	11	11	945	40	26	14	1.33	0	0	4	4	3	5
24	G	Greg Sutton	10	10	900	44	30	15	1.50	2	5	3	2	5	2
40	G	Chris Konopka	1	1	90	4	2	2	2.00	0	0	0	0	1	0
TEAM TOTALS			34	34	3,060	143	99	44	1.29	3	6	10	8	16	11
OPPONENT TOTALS			34	34	3,060	153	105	50	1.47	3	5	8	10	16	6

\* Played with other teams in 2011.  
Only New York Red Bulls Statistics listed here.

2012

## 2012 NEW YORK SEASON SUMMARY

DATE	OPPONENT	RESULT	SCORE	ATT.	W-L-T	POS.	PTS.
03/11/2012	at FC Dallas	L	1-2	20,906	0-1-0	T3	0
03/17/2012	at Real Salt Lake	L	0-2	16,738	0-2-0	T5	0
03/25/2012	Colorado	W	4-1	21,024	1-2-0	T4	3
03/31/2012	Montreal	W	5-2	13,415	2-2-0	T2	6
04/07/2012	at Columbus	W	4-1	11,516	3-2-0	2	9
04/14/2012	San Jose	T	2-2	17,114	3-2-1	2	10
04/22/2012	at D.C. United	L	1-4	13,262	3-3-1	3	10
04/28/2012	New England	W	1-0	18,152	4-3-1	3	13
05/05/2012	at Los Angeles	W	1-0	27,000	5-3-1	3	16
05/09/2012	Houston	W	1-0	11,315	6-3-1	2	19
05/13/2012	at Philadelphia	W	3-2	18,193	7-3-1	1	22
05/19/2012	at Montreal	W	2-1	20,373	8-3-1	1	25
05/23/2012	Chivas USA	T	1-1	13,919	8-3-2	1	26
06/17/2012	at Chicago	L	1-3	18,526	8-4-2	3	26
06/20/2012	at Vancouver	T	1-1	20,060	8-4-3	3	27
06/24/2012	D.C. United	W	3-2	25,187	9-4-3	T1	30
06/30/2012	at Toronto FC	T	1-1	20,071	9-4-4	2	31
07/08/2012	at New England	L	0-2	14,373	9-5-4	3	31
07/15/2012	Seattle	T	2-2	19,414	9-5-5	3	32
07/18/2012	Chicago	W	1-0	15,814	10-5-5	2	35
07/21/2012	Philadelphia	W	2-0	21,842	11-5-5	1	38
07/28/2012	at Montreal	L	1-3	19,441	11-6-5	1	38
08/03/2012	at Houston	L	0-2	22,039	11-7-5	2	38
08/10/2012	Houston	W	2-0	15,730	12-7-5	1	41
08/19/2012	Portland	W	3-2	19,043	13-7-5	2	44
08/26/2012	at Sporting KC	T	1-1	18,491	13-7-6	2	45
08/29/2012	at D.C. United	T	2-2	10,303	13-7-7	2	46
09/15/2012	Columbus	W	3-1	17,134	14-7-7	3	49
09/19/2012	Sporting KC	L	0-2	10,286	14-8-7	3	49
09/22/2012	at New England	T	1-1	24,364	14-8-8	3	50
09/29/2012	Toronto FC	W	4-1	25,017	15-8-8	T2	53
10/06/2012	Chicago	L	0-2	21,157	15-9-8	4	53
10/20/2012	Sporting KC	T	0-0	25,219	15-9-9	4	54
10/27/2012	at Philadelphia	W	3-0	18,533	16-9-9	T3	57

2012

## 2012 NEW YORK RED BULLS STATISTICS (16-9-9, 57 PTS.)

UNF	POS	PLAYER	GP	GS	MIN	G	A	SHT	SOG	FC	FS	OFF	CK	C	E
33	F	Kenny Cooper	33	26	2,505	18	3	84	46	36	28	20	2	3	0
14	F	Thierry Henry	25	24	2,108	15	12	88	37	18	26	24	70	5	0
20	M	Joel Lindpere	34	26	2,385	5	5	28	12	33	30	4	31	5	0
9	F	Sebastien Le Toux (TOT)	33	27	2,522	5	2	34	16	17	24	18	15	0	0
9	F	Sebastien Le Toux (NY)	14	9	876	1	1	13	4	10	7	6	6	0	0
8	D	Jan Gunnar Solli	24	21	1,865	3	5	16	9	16	10	1	0	2	0
11	M	Dax McCarty	33	33	2,918	3	3	40	10	40	57	3	8	6	0
5	D	Markus Holgersson	31	31	2,790	3	0	11	5	23	15	0	0	2	0
25	D	Brandon Barklage	19	16	1,360	2	5	9	2	20	7	0	12	1	0
3	D	Heath Pearce (TOT)	28	28	2,504	2	0	7	4	9	20	0	4	1	0
3	D	Heath Pearce (NY)	18	18	1,604	2	0	4	3	7	10	0	0	1	0
17	M	Tim Cahill	12	12	1,080	1	3	24	8	27	21	2	0	2	0
10	M	*Mehdi Ballouchy	16	10	850	1	2	13	3	17	17	0	9	3	0
19	M	*Dane Richards	17	17	1,482	1	2	17	6	39	14	9	1	7	0
2	D	Wilman Conde	17	16	1,433	1	1	7	1	27	6	0	0	3	0
7	D	Roy Miller	24	20	1,662	0	6	6	0	14	14	1	0	2	0
16	D	Connor Lade	26	22	2,088	0	3	8	2	27	20	3	0	4	1
4	M	Rafa Marquez	15	13	987	0	3	6	1	15	19	0	2	3	0
10	M	Lloyd Sam	5	2	164	0	1	5	1	5	3	2	1	1	0
6	M	Teemu Tainio	14	9	782	0	1	4	0	11	9	0	0	2	0
17	F	*Juan Agudelo	4	1	179	0	0	6	3	5	3	1	0	0	0
27	F	Jhonny Arteaga	5	0	17	0	0	0	0	1	0	0	0	0	0
12	D	Jonathan Borrajo	1	0	74	0	0	0	0	1	0	0	0	0	0
88	G	Bill Gaudette (TOT)	15	15	1,350	0	0	0	0	1	5	0	0	2	0
88	G	Bill Gaudette (NY)	12	12	1,080	0	0	0	0	0	5	0	0	1	0
22	D	Stephen Keel	9	6	501	0	0	0	0	3	2	1	0	1	0
18	G	Ryan Meara	18	18	1,620	0	0	0	0	0	3	0	0	1	0
44	M	Victor Palsson	16	4	463	0	0	3	0	12	2	0	1	3	1
31	G	Luis Robles	4	4	360	0	0	0	0	0	1	0	0	0	0
15	D	Tyler Ruthven	5	4	379	0	0	2	0	3	1	0	0	1	0
99	F	Jose Angulo	0	0	0	0	0	0	0	0	0	0	0	0	0
13	D	Digao	0	0	0	0	0	0	0	0	0	0	0	0	0
21	F	Corey Hertzog	0	0	0	0	0	0	0	0	0	0	0	0	0
24	G	Jeremy Vuolo	0	0	0	0	0	0	0	0	0	0	0	0	0
		OWN-GOALS RECEIVED		1											
		TEAM TOTALS	34	34	3,060	57	56	394	153	410	351	77	148	59	2
		OPPONENT TOTALS	34	34	3,060	46	49	428	153	351	410	93	144	42	1

## NEW YORK INDIVIDUAL GOALKEEPING

UNF	POS	GOALKEEPER	GP	GS	MIN	SHTS	SV	GA	GAA	PG	PA	W	L	T	SO
31	G	Luis Robles	4	4	360	12	9	3	0.75	0	0	2	1	1	2
88	G	Bill Gaudette (TOT)	15	15	1,350	62	38	20	1.33	1	1	5	5	5	3
88	G	Bill Gaudette (NY)	12	12	1,080	51	31	16	1.33	0	0	5	3	4	3
18	G	Ryan Meara	18	18	1,620	90	59	27	1.50	1	1	9	5	4	3
		TEAM TOTALS	34	34	3,060	153	99	46	1.35	1	1	16	9	9	8
		OPPONENT TOTALS	34	34	3,060	153	94	57	1.68	3	3	9	16	9	6

\* = Played with other teams in 2012.  
Only New York Red Bulls statistics listed here.

2013

## 2013 NEW YORK SEASON SUMMARY

DATE	OPPONENT	RESULT	SCORE	ATT.	W-L-T	POS.	PTS.
03/03/2013	at Portland	T	3-3	20,674	0-0-1	5	1
03/10/2013	at San Jose	L	1-2	10,525	0-1-1	9	1
03/16/2013	D.C. United	T	0-0	22,022	0-1-2	9	2
03/23/2013	at Montreal	L	0-1	26,259	0-2-2	9	2
03/30/2013	Philadelphia	W	2-1	15,824	1-2-2	6	5
04/07/2013	at Chicago	L	1-3	12,557	1-3-2	T6	5
04/13/2013	at D.C. United	W	2-0	18,019	2-3-2	T4	8
04/17/2013	Sporting KC	L	0-1	12,338	2-4-2	T5	8
04/20/2013	New England	W	4-1	18,029	3-4-2	4	11
04/27/2013	at Toronto FC	W	2-1	20,009	4-4-2	T2	14
05/04/2013	at Columbus	W	1-0	12,020	5-4-2	T1	17
05/08/2013	Montreal	W	2-1	11,892	6-4-2	T1	20
05/11/2013	at New England	T	1-1	16,440	6-4-3	1	21
05/19/2013	Los Angeles	W	1-0	25,219	7-4-3	1	24
05/26/2013	Columbus	T	2-2	14,840	7-4-4	1	25
06/01/2013	Vancouver	L	1-2	19,969	7-5-4	2	25
06/23/2013	at Philadelphia	L	0-3	19,013	7-6-4	T2	25
06/30/2013	Houston	W	2-0	25,483	8-6-4	2	28
07/04/2013	at Colorado	L	0-2	18,359	8-7-4	2	28
07/13/2013	Montreal	W	4-0	17,235	9-7-4	T2	31
07/20/2013	at Toronto FC	T	0-0	19,444	9-7-5	T2	32
07/27/2013	Real Salt Lake	W	4-3	18,604	10-7-5	T2	35
08/03/2013	at Sporting KC	W	3-2	21,304	11-7-5	1	38
08/10/2013	at Columbus	L	0-2	19,080	11-8-5	2	38
08/17/2013	Philadelphia	T	0-0	25,355	11-8-6	T1	39
08/25/2013	at Chivas USA	L	2-3	8,103	11-9-6	T2	39
08/31/2013	D.C. United	W	2-1	17,372	12-9-6	T1	42
09/08/2013	at Houston	W	4-1	18,501	13-9-6	T1	45
09/14/2013	Toronto FC	W	2-0	17,236	14-9-6	1	48
09/22/2013	FC Dallas	W	1-0	18,976	15-9-6	1	51
09/29/2013	at Seattle	T	1-1	39,083	15-9-7	1	52
10/05/2013	New England	T	2-2	25,219	15-9-8	1	53
10/20/2013	at Houston	W	3-0	22,345	16-9-8	1	56
10/27/2013	Chicago	W	5-2	25,219	17-9-8	1	59

2013

## 2013 NEW YORK RED BULLS STATISTICS (17-9-8, 59 PTS.)

UNF	POS	PLAYER	GP	GS	MIN	G	A	SHT	SOG	FC	FS	OFF	CK	C	E
17	M	Tim Cahill	27	27	2,243	11	5	55	21	78	43	13	0	4	0
14	F	Thierry Henry	30	27	2,519	10	9	92	29	20	31	23	85	3	0
9	F	Fabian Espindola	28	23	2,054	9	2	48	26	41	58	22	0	3	0
22	M	Jonny Steele	33	32	2,665	5	6	46	15	42	18	12	5	4	0
10	M	Lloyd Sam	22	8	814	5	1	7	5	10	13	3	3	0	1
11	M	Dax McCarty	30	29	2,582	4	4	17	6	28	36	1	0	2	0
12	M	Eric Alexander	34	30	2,504	4	2	33	9	19	18	0	0	2	0
4	D	Jamison Olave	29	27	2,368	4	0	11	6	38	13	3	0	4	1
32	D	Ibrahim Sekagya	8	8	702	2	0	3	2	11	5	0	0	1	1
88	F	Peguy Luyindula	22	9	863	1	7	21	12	8	15	9	6	1	0
99	F	Bradley Wright-Phillips	7	4	337	1	1	12	6	5	5	1	0	1	0
25	D	Brandon Barklage	26	20	1,723	0	5	12	3	31	16	0	0	1	1
8	M	Juninho	13	10	984	0	4	19	3	14	12	1	37	5	1
15	F	Andre Akpan (TOT)	8	1	134	0	2	4	0	0	2	2	0	0	0
15	F	Andre Akpan (NY)	7	1	127	0	2	4	0	0	2	2	0	0	0
27	D	Kosuke Kimura	24	15	1,575	0	2	2	0	11	9	1	0	0	0
3	D	Heath Pearce	14	11	1,083	0	2	2	1	7	4	1	0	0	0
21	F	Ruben Bover	7	1	125	0	1	2	0	2	0	0	0	0	0
23	M	Michael Bustamante	4	1	95	0	1	0	0	1	1	0	0	1	0
5	D	Markus Holgersson	32	32	2,866	0	1	8	1	41	16	1	0	3	0
7	D	Roy Miller	17	16	1,367	0	1	1	0	16	6	3	0	2	0
31	G	Luis Robles	34	34	3,060	0	1	0	0	1	2	0	0	1	0
8	D	David Carney	7	7	630	0	0	7	0	9	1	0	1	2	0
16	D	Connor Lade	5	2	166	0	0	0	0	0	1	0	0	0	0
28	F	Josue Martinez	1	0	11	0	0	0	0	1	0	0	0	0	0
20	D	Matt Miazga	1	0	14	0	0	0	0	1	0	0	0	0	0
19	F	Amando Moreno	2	0	2	0	0	0	0	0	0	0	0	0	0
13	M	Marius Obekop	5	0	69	0	0	2	0	2	2	0	2	0	0
24	G	Santiago Castano	0	0	0	0	0	0	0	0	0	0	0	0	0
2	M	Ian Christianson	0	0	0	0	0	0	0	0	0	0	0	0	0
1	G	Kevin Hartman	0	0	0	0	0	0	0	0	0	0	0	0	0
18	G	Ryan Meara	0	0	0	0	0	0	0	0	0	0	0	0	0
OWN-GOALS RECEIVED			2												
TEAM TOTALS			34	34	3,060	58	57	404	145	437	353	96	139	40	5
OPPONENT TOTALS			34	34	3,060	41	28	453	147	353	437	89	154	40	1

## NEW YORK INDIVIDUAL GOALKEEPING

UNF	POS	GOALKEEPER	GP	GS	MIN	SHTS	SV	GA	GAA	PG	PA	W	L	T	SO
31	G	Luis Robles	34	34	3,060	147	103	41	1.21	7	10	17	9	8	11
TEAM TOTALS			34	34	3,060	147	103	41	1.21	7	10	17	9	8	11
OPPONENT TOTALS			34	34	3,060	145	85	58	1.71	3	3	9	17	8	8

\* = Played with other teams in 2013.  
Only New York Red Bulls statistics listed here.

2014

## 2014 NEW YORK SEASON SUMMARY

DATE	OPPONENT	RESULT	SCORE	ATT.	W-L-T	POS.	PTS.
Mar. 8	aVancouver	L	1-4	21,000	0-1-0	T4	0
Mar. 15	Colorado	T	1-1	20,542	0-1-1	T5	1
Mar. 23	aChicago	T	1-1	16,228	0-1-2	T6	2
Mar. 30	Chivas USA	T	1-1	15,225	0-1-3	T7	3
Apr. 5	aMontreal	T	2-2	24,071	0-1-4	T6	4
Apr. 12	aD.C. United	L	0-1	12,364	0-2-4	9	4
Apr. 16	Philadelphia	W	2-1	14,768	1-2-4	T4	7
Apr. 23	Houston	W	4-0	13,278	2-2-4	3	10
Apr. 26	aColumbus	T	1-1	18,026	2-2-5	T2	11
May 4	aFC Dallas	W	1-0	17,105	3-2-5	T1	14
May 10	Chicago	L	4-5	23,776	3-3-5	T2	14
May 17	aToronto FC	L	0-2	22,591	3-4-5	5	14
May 24	Portland	L	1-2	19,513	3-5-5	6	14
May 27	aSporting KC	T	1-1	19,221	3-5-6	6	15
June 8	aNew England	W	2-0	23,950	4-5-6	T5	18
June 27	Toronto FC	T	2-2	20,176	4-5-7	5	19
July 4	aHouston	T	2-2	22,312	4-5-8	T5	20
July 12	Columbus	W	4-1	17,028	5-5-8	T4	23
July 16	aPhiladelphia	L	1-3	18,541	5-6-8	T4	23
July 19	San Jose	T	1-1	20,001	5-6-9	4	24
July 30	aReaSalLake	T	1-1	20,295	5-6-10	6	25
Aug. 2	New England	W	2-1	20,862	6-6-10	4	28
Aug. 10	aChicago	L	0-1	16,109	6-7-10	4	28
Aug. 23	Montreal	W	4-2	17,891	7-7-10	5	31
Aug. 31	aD.C. United	L	0-2	19,453	7-8-10	6	31
Sept. 6	Sporting KC	W	2-1	20,831	8-8-10	5	34
Sept. 10	D.C. United	W	1-0	14,953	9-8-10	4	37
Sept. 13	aPhiladelphia	T	2-2	18,091	9-8-11	4	38
Sept. 20	Seattle	W	4-1	25,000	10-8-11	4	41
Sept. 28	aLos Angeles	L	0-4	25,102	10-9-11	5	41
Oct. 4	Houston	W	1-0	21,569	11-9-11	4	44
Oct. 11	Toronto FC	W	3-1	24,068	12-9-11	4	47
Oct. 19	Columbus	L	1-3	20,681	12-10-1	5	47
Oct. 26	aSporting KC	W	2-0	19,188	13-10-1	4	50



2014

## 2014 NEW YORK RED BULLS STATISTICS (13-10-11, 50 PTS.) THROUGH GAMES OF OCTOBER 26, 2014

UNF	POS	PLAYER	GP	GS	MIN	G	A	SHT	SOG	FC	FS	OFF	CK	C	E
99	F	Bradley Wright-Phillips	32	29	2573	27	2	109	57	45	38	33	0	3	0
14	F	Thierry Henry	30	30	2651	10	14	86	28	33	26	12	102	3	0
8	F	Peguy Luyindula	26	15	1385	5	1	23	12	15	23	8	2	2	0
10	M	Lloyd Sam	32	32	2832	4	9	37	16	30	60	7	31	6	0
11	M	Dax McCarty	31	29	2661	3	3	24	7	26	36	3	0	2	0
12	M	Eric Alexander	34	30	2641	2	9	25	12	11	28	1	18	3	0
17	M	Tim Cahill	23	18	1516	2	2	26	8	51	17	8	1	4	1
22	M	Jonny Steele	15	6	624	1	2	16	5	9	4	4	5	1	0
21	F	Ruben Bover	15	2	243	1	0	5	4	6	4	1	3	1	0
39	M	Saer Sene	15	5	485	1	0	9	4	3	3	4	1	1	0
39	M	Saer Sene	5	0	90	0	0	0	0	2	0	2	1	0	0
27	D	Kosuke Kimura	13	10	884	0	3	0	0	12	7	1	0	0	0
7	D	Roy Miller	23	22	1943	0	3	10	0	26	9	2	0	2	0
3	D	Ambrose Oyongo	13	11	1045	0	3	8	5	10	12	2	0	0	0
25	D	Chris Duvall	19	18	1604	0	1	2	0	8	19	0	0	0	0
20	D	Matt Miazga	7	6	500	0	1	1	0	6	1	0	0	2	1
4	D	Jamison Olave	28	28	2519	0	1	13	0	42	29	0	0	8	0
9	F	*Andre Akpan	5	0	16	0	0	0	0	4	1	0	0	1	0
5	M	Armando	19	14	1350	0	0	3	1	16	19	1	0	6	0
6	M	Ian Christianson	3	0	9	0	0	0	0	1	0	0	0	0	0
15	M	Bobby Convey	13	9	743	0	0	3	0	8	4	2	3	0	0
2	D	Richard Eckersley	9	8	704	0	0	2	1	13	4	0	0	2	0
16	D	Connor Lade	6	0	11	0	0	0	0	0	0	0	0	0	0
13	M	Marius Obekop	2	0	41	0	0	3	2	0	0	0	0	0	0
55	D	Damien Perrinelle	2	0	7	0	0	0	0	0	0	0	0	0	0
31	G	Luis Robles	34	34	3060	0	0	0	0	0	3	0	0	3	0
32	D	Ibrahim Sekagya	25	23	1947	0	0	6	0	26	7	0	0	4	1
19	M	Eric Stevenson	1	0	1	0	0	0	0	0	0	0	0	0	0
23	M	Michael Bustamante	0	0	0	0	0	0	0	0	0	0	0	0	0
24	G	Santiago Castano	0	0	0	0	0	0	0	0	0	0	0	0	0
18	G	Ryan Meara	0	0	0	0	0	0	0	0	0	0	0	0	0
OWN-GOALS RECEIVED															
TEAM TOTALS			34	34	3060	55	54	402	158	400	382	87	166	53	3
OPPONENT TOTALS			34	34	3060	50	43	463	171	382	400	99	178	45	4

## GAME-WINNING GOALS:

Bradley Wright-Phillips 6, Thierry Henry 3,  
Lloyd Sam 2, Ruben Bover 1, Eric Alexander 1

## GAME-WINNING ASSISTS:

Thierry Henry 4, Lloyd Sam 3, Eric Alexander 2,  
Jamison Olave 1, Dax McCarty 1, Kosuke Kimura 1

## PENALTY KICK GOALS/ATTEMPTS:

Bradley Wright-Phillips 6-6, Peguy Luyindula 1-2

\* = Played with other teams in 2014.

Only New York Red Bulls statistics listed here.

## NEW YORK INDIVIDUAL GOALKEEPING

UNF	POS	GOALKEEPER	GP	GS	MIN	SHTS	SV	GA	GAA	PG	PA	W	L	T	SO
31	G	Luis Robles	34	34	3,060	171	111	50	1.47	8	10	13	10	11	6
TEAM TOTALS			34	34	3,060	171	111	50	1.47	8	10	13	10	11	6
OPPONENT TOTALS			34	34	3,060	158	98	55	1.62	7	8	10	13	11	5

## NEW YORK RED BULLS ALL-TIME REGULAR SEASON STATISTICS

### ALL-TIME NEW YORK STATISTICS (232-243-119, 793 PTS.)

UNF	POS	PLAYER	GP	GS	MIN	G	A	SHT	SOG	FC	FS	OFF	CK	C	E
9	F	Juan Pablo Angel	102	100	8,806	58	14	352	171	95	73	153	2	8	1
14	F	Thierry Henry	122	118	10,403	51	42	361	137	110	116	81	257	15	2
17	F	Giovanni Savarese	85	63	5,808	41	12	159	96	128	119	90	2	8	0
13	M	Clint Mathis	93	85	7,549	39	23	276	125	113	147	42	55	23	4
20	M	Amado Guevara	103	100	9,004	32	36	260	121	206	208	16	274	28	4
99	F	Bradley Wright-Phillips	39	33	2,910	28	3	121	63	50	43	34	0	4	0
15	F	John Wolyniec	142	79	7,491	26	14	191	82	144	144	60	2	9	0
7	F	Mike Magee	130	85	7,827	23	13	164	87	150	159	30	115	13	1
19	M	Dane Richards	147	132	11,699	21	26	174	72	248	158	70	16	25	1
14	F	Adolfo Valencia	48	39	3,450	21	13	93	51	79	75	66	0	3	1
22	F	Rodrigo Faria	49	36	3,629	20	7	145	79	66	71	46	3	6	0
33	F	Kenny Cooper	33	26	2,505	18	3	84	46	36	28	20	2	3	0
29	F	Eduardo Hurtado	55	52	4,728	17	17	176	75	101	105	45	0	9	0
24	M	Eddie Gaven	69	62	5,526	16	12	93	50	86	165	22	13	2	0
20	M	Joel Lindpere	97	89	8,000	15	18	114	47	123	127	24	186	12	0
11	F	Antony De Avila	31	28	2,566	15	11	86	48	55	38	34	2	7	0
9	M	Alex Comas	37	27	2,319	15	8	69	45	64	34	16	0	7	1
17	F	Jozy Altidore	37	25	2,394	15	5	63	33	67	71	17	0	5	0
17	M	Tim Cahill	62	57	4,839	14	10	105	37	156	81	23	1	10	1
11	M	Petter Villegas	91	68	6,320	13	21	144	45	128	152	23	90	9	1
10	M	Youri Djorkaeff	45	45	3,810	12	11	135	53	76	99	32	47	5	0
9	F	Mamadou Diallo	17	14	1,135	11	4	51	32	28	39	34	0	2	1
11	M	Dax McCarty	110	105	9,336	10	14	89	23	103	150	11	34	11	0
20	M	Brian Kelly	85	64	5,573	10	11	129	48	59	87	44	84	4	0
24	M	Billy Walsh	73	60	5,524	10	3	63	32	89	33	3	2	9	2
7	M	Mark Chung	82	74	6,760	9	24	172	75	98	191	23	97	4	0
19	F	Miles Joseph	91	56	5,512	9	20	103	56	79	86	23	43	3	0
11	F	Dave van den Bergh	55	51	4,456	9	13	72	38	39	37	4	110	4	1
10	M	Lloyd Sam	59	42	3,810	9	11	49	22	45	76	12	35	7	1
9	F	Luke Rodgers	23	20	1,560	9	3	45	20	27	26	48	1	6	0
9	F	Fabian Espindola	28	23	2,054	9	2	48	26	41	58	22	0	3	0
9	F	Sergio Galvan Rey	47	26	2,469	9	1	67	32	17	21	35	1	2	0
9	M	Tab Ramos	112	105	9,011	8	36	136	61	110	287	27	304	30	4
13	M	Jim Rooney	29	24	2,102	8	5	71	30	35	21	4	24	3	2
5	D	Steve Jolley	120	112	10,234	7	7	45	21	161	80	2	0	18	0
22	F	A.J. Wood	34	18	1,695	7	3	52	31	22	40	8	0	2	0
7	M	Roberto Donadoni	49	48	4,229	6	17	84	28	36	131	3	133	2	0
6	D	Seth Stammer	142	126	11,157	6	13	131	42	201	85	5	21	25	0
12	M	Eric Alexander	68	60	5,145	6	11	58	21	31	46	1	18	5	0
8	F	Peguy Luyindula	48	24	2,248	6	8	44	24	23	38	17	8	3	0

CONTINUE →

UNF	POS	PLAYER	GP	GS	MIN	G	A	SHT	SOG	FC	FS	OFF	CK	C	E
22	M	Jonny Steele	48	38	3,289	6	8	62	20	51	22	16	10	5	0
10	F	Maccoumba Kandji	41	30	2,814	6	7	69	31	74	63	24	2	4	0
99	F	Ante Razov	18	16	1,431	6	5	46	17	19	17	25	0	2	1
11	F	Edson Buddle	28	24	2,112	6	3	65	29	41	39	32	0	1	0
17	F	Juan Agudelo	33	13	1,557	6	2	51	21	31	25	7	0	1	0
13	F	Cornell Glen	18	10	966	6	2	42	21	21	38	7	0	4	0
9	F	Peguero Jean Philippe	12	12	1,080	6	2	24	12	25	35	21	0	2	0
12	D	Mike Petke	169	158	14,060	5	4	83	25	201	144	3	0	32	5
19	F	Fabian Taylor	21	8	883	5	1	45	18	20	12	2	1	1	0
10	M	Mike Sorber	74	70	6,023	4	8	77	24	103	78	7	27	10	1
10	M	Mehdi Ballouchy	51	33	2,909	4	4	46	15	57	50	8	18	9	0
4	M	Brad Davis	24	12	1,246	4	3	22	10	14	31	3	36	2	0
23	F	Rob Johnson	21	12	1,210	4	3	35	16	29	19	9	0	2	0
11	M	Danleigh Borman	59	35	3,432	4	2	33	11	27	17	5	34	9	0
2	M	Ricardo Clark	54	47	4,359	4	2	63	22	83	98	6	1	12	0
4	D	Jamison Olave	57	55	4,887	4	1	24	6	80	42	3	0	12	1
3	D	Mark Semioli	81	64	5,587	4	1	22	10	103	92	2	0	19	2
8	M	Mark Lisi	89	61	5,610	3	25	60	25	89	67	4	12	13	0
8	M	Jan Gunnar Solli	55	52	4,508	3	12	31	13	36	22	3	0	3	1
9	F	Paul Dougherty	16	12	1,050	3	9	31	12	16	24	1	5	0	0
4	D	Diego Sonora	30	30	2,572	3	7	25	8	16	15	6	5	2	0
9	F	Henry Zambrano	14	14	1,186	3	3	33	17	13	22	22	0	2	0
19	M	Chris Henderson	32	29	2,188	3	1	30	14	34	23	25	40	0	0
5	D	Markus Holgersson	63	63	5,656	3	1	19	6	64	31	1	0	5	0
29	F	Salou Ibrahim	19	8	747	3	0	22	7	26	15	12	0	2	0
7	F	Andy Williams	19	17	1,539	2	13	46	15	34	74	3	21	4	0
25	M	Brandon Barklage	45	36	3,083	2	10	21	5	51	23	0	12	2	1
13	M	Jorge Rojas	32	28	2,340	2	7	49	19	26	30	4	70	3	1
8	F	Sinisa Ubiparipovic	69	33	3,192	2	5	42	21	51	59	5	67	5	1
11	F	Dwayne De Rosario	13	12	1,113	2	4	31	10	21	14	17	12	2	0
11	F	Abbe Ibrahim	16	6	577	2	3	15	8	19	12	7	0	3	1
6	M	Ross Paule	31	29	2,452	2	3	32	13	40	36	0	27	5	1
11	F	Sasa Curcic	9	7	492	2	2	16	10	3	9	5	16	0	1
8	D	Mike Duhaney	33	23	1,999	2	2	28	10	34	27	3	4	4	0
2	D	Kevin Goldthwaite	54	53	4,549	2	2	23	6	69	62	0	4	14	2
21	F	Dema Kovalenko	31	27	2,458	2	2	40	16	56	48	3	1	9	0
3	D	Heath Pearce	32	29	2,687	2	2	6	4	14	14	1	0	1	0
30	F	Francis Doe	8	4	428	2	1	17	7	8	4	15	1	1	0
16	D	Todd Dunivant	16	15	1,355	2	1	10	6	15	9	2	1	1	0
9	F	Shaun Bartlett	13	10	873	2	0	24	12	13	13	4	1	0	0
51	D	Nicola Caricola	26	26	2,193	2	0	17	8	38	19	4	0	6	1
22	D	Alexi Lalas	25	25	2,250	2	0	12	5	37	36	2	0	7	0

CONTINUE →

UNF	POS	PLAYER	GP	GS	MIN	G	A	SHT	SOG	FC	FS	OFF	CK	C	E
11	M	Jacob LeBlanc	7	2	225	2	0	3	2	3	2	0	0	1	0
14	M	Matthew Mbuta	12	3	366	2	0	8	3	5	1	5	0	0	0
9	F	Jaime Moreno	11	7	517	2	0	10	6	7	15	3	3	0	0
32	D	Ibrahim Sekagya	33	31	2,649	2	0	9	2	37	12	0	0	5	2
26	M	Daniel Hernandez	40	39	3,511	1	11	48	11	74	74	0	20	11	1
4	M	Rafa Marquez	44	42	3,454	1	9	39	10	52	57	2	90	11	0
24	M	Roy Myers	27	20	1,731	1	7	25	9	45	45	3	10	4	2
9	M	Marcelo Vega	17	13	1,055	1	6	39	19	11	29	10	15	5	1
16	M	Michael Bradley	30	30	2,628	1	4	17	5	49	22	0	0	9	0
5	M	Albert Celades	17	14	1,203	1	4	10	3	16	15	0	2	2	0
21	D	Craig Ziadie	57	52	4,812	1	4	11	2	89	69	1	1	14	2
15	D	Rhett Harty	64	63	5,485	1	3	23	11	103	45	1	0	11	0
12	D	Jeff Parke	132	126	11,083	1	3	57	20	123	124	0	0	19	1
17	F	Diego Serna	8	8	696	1	3	22	8	16	19	4	4	0	1
23	M	Tony Tchani	29	18	1,722	1	3	28	10	46	26	0	0	3	0
4	D	Branco	11	11	922	1	2	8	6	18	13	0	0	3	3
3	D	Hunter Freeman	30	25	2,295	1	2	7	4	33	28	0	3	2	0
2	D	Nansha Kalonji	19	9	930	1	2	29	9	14	15	3	0	2	0
17	M	Pedro Alvarez	21	17	1,494	1	1	13	4	45	21	1	2	9	2
21	F	Ruben Bover	22	3	368	1	1	7	4	8	4	1	3	1	0
2	D	Wilman Conde	17	16	1,433	1	1	7	1	27	6	0	0	3	0
13	M	Austin da Luz	7	4	367	1	1	4	1	5	1	0	0	2	0
4	M	Ian Hennessey	8	4	311	1	1	3	1	4	5	1	0	0	0
8	M	Brian Kamler	8	7	581	1	1	4	1	10	10	0	1	2	0
28	F	Jerrod Laventure	6	0	74	1	1	2	1	2	4	0	0	0	0
9	F	Sebastien Le Toux	14	9	876	1	1	13	4	10	7	6	6	0	0
18	M	Lawrence Lozzano	13	12	975	1	1	14	7	26	9	1	1	3	0
5	D	Arley Palacios	31	30	2,608	1	1	15	2	59	20	0	0	11	2
5	D	Tim Ream	58	58	5,220	1	1	13	7	23	15	0	0	4	0
6	D	Steve Shak	32	18	1,802	1	1	10	3	49	13	2	0	4	1
14	M	Chris Unger	16	12	1,029	1	1	8	2	7	12	3	0	0	0
10	M	Joselito Vaca	22	20	1,673	1	1	31	13	19	31	0	23	0	0
9	D	Peter Vermes	30	30	2,700	1	1	40	16	59	40	5	12	8	0
22	M	Kenny Arena	20	13	1,165	1	0	5	2	25	12	1	0	3	1
20	F	Michael Butler	1	0	24	1	0	1	1	0	0	0	0	0	0
25	M	Sal Caccavale	1	0	2	1	0	1	1	0	0	0	0	0	0
1	G	Danny Cepero	15	15	1,268	1	0	1	1	0	2	0	0	0	0
25	F	Jordan Cila	4	0	78	1	0	3	3	1	1	0	0	0	0
10	F	Andrzej Juskowiak	5	0	160	1	0	7	3	3	5	0	0	0	0
33	M	Carl Robinson	12	3	419	1	0	1	1	10	3	1	2	0	0
7	D	Roy Miller	119	109	9,619	0	15	44	8	114	51	9	4	16	1
16	M	Ramiro Corrales	56	48	4,330	0	5	28	8	55	58	4	5	9	2

CONTINUE →

UNF	POS	PLAYER	GP	GS	MIN	G	A	SHT	SOG	FC	FS	OFF	CK	C	E
27	D	Kosuke Kimura	37	25	2,459	0	5	2	0	23	16	2	0	0	0
33	D	Chris Leitch	101	90	8,224	0	5	27	6	77	66	3	2	13	0
5	D	Ted Chronopoulos	18	16	1,462	0	4	8	3	27	20	3	1	3	0
8	M	Juninho	13	10	984	0	4	19	3	14	12	1	37	5	1
13	F	Manny Lagos	21	21	1,699	0	4	17	10	18	34	3	1	1	0
16	M	Richie Williams	47	47	4,205	0	4	16	6	99	69	2	0	12	0
18	G	Jan Conway	63	61	5,553	0	3	0	0	3	7	0	0	2	0
11	M	Ruben Hernandez	10	9	836	0	3	34	16	5	14	13	11	0	0
16	D	Connor Lade	37	24	2,265	0	3	8	2	27	21	3	0	4	1
10	D	Lothar Matthaus	16	16	1,345	0	3	15	5	15	20	1	20	6	0
6	M	Jeff Moore	18	17	1,482	0	3	5	2	28	24	0	0	4	0
3		Ambroise Oyongo	13	11	1,045	0	3	8	5	10	12	2	0	0	0
10	M	Claudio Reyna	27	27	2,184	0	3	21	4	36	26	1	63	2	0
6	M	Teemu Tainio	42	37	3,189	0	3	31	4	56	27	0	8	9	1
2	D	Tim Ward	13	11	1,034	0	3	6	2	14	16	2	0	4	0
2	D	Marvell Wynne	29	24	2,260	0	3	10	5	23	20	0	0	4	1
9	F	Andre Akpan	12	1	143	0	2	4	0	4	3	2	0	1	0
3	D	Chris Albright	26	24	2,067	0	2	8	2	17	13	1	0	3	0
8	D	Brian Bliss	16	14	1,200	0	2	6	0	19	15	2	0	1	0
4	D	Thomas Dooley	20	17	1,318	0	2	8	3	30	9	2	0	3	0
17	M	Jeremy Hall	37	31	2,896	0	2	6	3	31	21	1	0	4	1
1	G	Tim Howard	85	83	7,682	0	2	0	0	1	11	0	0	2	1
22	D	Stephen Keel	25	19	1,727	0	2	3	0	17	8	1	0	4	0
44	D	Carlos Mendes	146	128	11,498	0	2	5	2	156	67	0	0	24	1
3	M	Danny O'Rourke	28	27	2,400	0	2	7	1	59	43	0	0	7	1
23	D	Eddie Pope	42	42	3,652	0	2	25	11	44	33	1	0	4	0
21	M	Kerry Zavagnin	39	19	1,843	0	2	19	3	36	22	1	3	4	2
14	D	Joe Addo	23	17	1,618	0	1	3	2	15	17	0	0	3	1
21	M	Nidal Baba	3	1	190	0	1	5	2	3	6	0	10	1	0
23	M	Michael Bustamante	4	1	95	0	1	0	0	1	1	0	0	1	0
14	M	Braeden Cloutier	17	10	922	0	1	11	5	11	26	1	0	1	0
18	G	Bouna Coundoul	47	46	4,185	0	1	1	1	1	12	0	0	0	0
16	D	Cristian da Silva	37	21	1,927	0	1	23	2	35	24	0	4	6	1
25	D	Chris Duvall	19	18	1,604	0	1	2	0	8	19	0	0	0	0
26	F	Gerson Echeverry	1	1	74	0	1	1	0	2	1	1	0	0	0
25	M	Gilberto Flores	10	7	490	0	1	8	1	21	20	0	3	1	0
9	M	Gilmar	4	1	191	0	1	2	0	0	11	3	0	0	0
26	D	Taylor Graham	15	9	903	0	1	2	0	17	6	1	0	1	0
12	M	Guido	9	9	792	0	1	7	1	17	10	2	0	2	0
29	D	Diego Jimenez	6	6	520	0	1	2	1	5	4	1	0	3	0
3	D	Carlos Johnson	13	12	899	0	1	4	1	15	16	0	1	3	3
5	D	Mohammad Khakpour	19	19	1,642	0	1	9	1	18	15	1	0	4	0

CONTINUE →

UNF	POS	PLAYER	GP	GS	MIN	G	A	SHT	SOG	FC	FS	OFF	CK	C	E
24	M	Andrew Lewis	19	15	1,421	0	1	0	0	9	9	0	0	1	0
1	G	Tony Meola	125	125	11,250	0	1	0	0	5	16	0	0	10	0
20	D	Matt Miazga	8	6	514	0	1	1	0	7	1	0	0	2	1
23	M	Juan Pietravallo	16	14	1,075	0	1	8	2	26	12	0	0	4	1
31	G	Luis Robles	72	72	6,480	0	1	0	0	1	6	0	0	4	0
8	M	Edmundo Rodriguez	11	5	473	0	1	10	4	11	3	6	0	0	0
32	M	Markus Schopp	10	4	427	0	1	9	4	16	5	0	0	4	0
6	M	Damian Silvera	15	8	804	0	1	5	2	10	12	3	6	2	0
12	D	Jeff Agoos	25	25	2,150	0	0	9	4	26	22	0	7	3	0
21	D	Nelson Akwari	7	3	325	0	0	2	0	2	6	0	0	1	0
9	M	Barry Alvarez	8	0	119	0	0	3	1	6	5	0	1	1	0
1	G	Mike Ammann	46	46	4,098	0	0	0	0	1	7	0	0	4	0
5	M	Armando	19	14	1,350	0	0	3	1	16	19	1	0	6	0
27	F	Jhonny Arteaga	5	0	17	0	0	0	0	1	0	0	0	0	0
27	M	Stephane Auvray	6	1	124	0	0	1	0	3	1	0	0	0	0
17	D	Marcelo Balboa	1	0	5	0	0	0	0	0	0	0	0	0	0
13	M	Danny Barber	1	1	90	0	0	0	0	1	1	0	1	0	0
4	D	Edgar Bartolomeu	13	11	1,000	0	0	6	0	16	23	0	0	1	0
19	D	Mersim Beskovic	3	0	11	0	0	0	0	0	0	0	0	0	0
30	M	Tenywa Bonseu	14	13	1,164	0	0	4	1	13	6	0	0	4	0
12	D	Jonathan Borrajo	1	0	74	0	0	0	0	1	0	0	0	0	0
27	D	Andrew Boyens	33	30	2,620	0	0	9	2	47	19	0	0	9	0
25	M	Chris Brauchle	5	3	323	0	0	0	0	0	5	1	0	0	0
11	D	Pablo Brenes	14	5	709	0	0	13	4	10	23	5	8	1	0
12	M	Blake Camp	3	0	36	0	0	2	1	0	1	0	1	0	0
21	M	Peter Canero	9	2	278	0	0	2	1	4	4	1	0	1	0
8	M	David Carney	7	7	630	0	0	7	0	9	1	0	1	2	0
25	F	Conor Chinn	5	0	29	0	0	1	1	0	1	1	0	0	0
6	M	Ian Christianson	3	0	9	0	0	0	0	1	0	0	0	0	0
17	D	Gabriel Cichero	8	8	631	0	0	1	1	14	8	0	0	3	1
15	M	Bobby Convey	13	9	743	0	0	3	0	8	4	2	3	0	0
23	D	Danilo da Silva	5	0	62	0	0	1	1	3	1	0	0	0	0
13	F	Nino Da Silva	3	0	25	0	0	0	0	3	1	0	0	0	0
27	D	John DeBrito	8	8	568	0	0	4	3	11	3	1	0	0	0
17	M	Joey DiGiamarino	18	16	1,446	0	0	4	2	27	22	0	0	2	1
19	D	Birahim Diop	4	3	228	0	0	0	0	4	4	2	0	0	0
40	G	Alec Dufty	1	0	82	0	0	0	0	0	0	0	0	0	0
20	F	Oscar Echeverry	9	7	581	0	0	10	4	13	13	6	0	1	0
2	D	Richard Eckersley	9	8	704	0	0	2	1	12	4	0	0	2	0
25	M	Fernando Fernandes	1	0	5	0	0	0	0	0	0	0	0	0	0
6	D	Juan Forchetti	10	8	775	0	0	1	1	14	11	0	0	1	0
3	D	Sam Forko	9	3	356	0	0	1	1	12	4	0	0	3	0

CONTINUE →

UNF	POS	PLAYER	GP	GS	MIN	G	A	SHT	SOG	FC	FS	OFF	CK	C	E
12	M	Jose Galvan	9	2	266	0	0	2	0	10	22	0	2	1	0
20	D	Walter Garcia	1	0	81	0	0	0	0	0	1	0	0	0	0
88	G	Bill Gaudette	12	12	1,080	0	0	0	0	0	5	0	0	1	0
12	D	Ted Gillen	15	9	819	0	0	6	1	4	10	1	0	0	0
22	M	Julian Gomez	3	0	33	0	0	0	0	3	0	0	0	0	0
30	G	Paul Grafer	7	6	541	0	0	0	0	0	1	0	0	0	0
23	M	Winston Griffiths	3	0	17	0	0	1	0	1	1	1	0	0	0
17	D	Ezra Hendrickson	8	4	463	0	0	5	2	5	5	0	0	1	0
21	D	Jason Hernandez	3	3	268	0	0	0	0	3	2	0	0	1	0
21	F	Corey Hertzog	5	0	35	0	0	1	1	0	2	0	0	0	0
4	F	Ken Hesse	1	1	90	0	0	0	0	0	0	0	0	0	0
31	G	Alex Horwath	1	1	90	0	0	0	0	0	0	0	0	0	0
8	M	Mirsad Huseinovic	1	1	45	0	0	0	0	0	0	1	0	0	0
27	M	Elie Ikangu	3	0	30	0	0	0	0	1	0	0	0	0	0
23	D	Mike Jones	1	0	1	0	0	0	0	0	0	0	0	0	0
15	M	Matt Kassel	2	0	82	0	0	1	1	1	0	0	0	0	0
21	M	Louis Ken-Kwofie	1	1	90	0	0	1	0	0	3	1	0	0	0
26	M	Fausto Klinger	1	0	14	0	0	0	0	1	1	1	0	0	0
15	F	Martin Klinger	9	2	272	0	0	9	4	7	11	2	0	0	0
4	D	Kevin Knight	11	8	732	0	0	1	1	3	7	0	0	0	0
3	D	Matt Knowles	29	22	2,098	0	0	10	4	32	21	0	0	7	0
40	G	Chris Konopka	1	1	90	0	0	0	0	0	0	0	0	0	0
18	D	Leo Krupnik	3	2	204	0	0	0	0	3	0	0	0	1	0
23	M	Eric Kvello	2	1	44	0	0	0	0	0	0	0	0	1	0
14	M	Mickey Kydes	11	7	556	0	0	8	5	6	6	0	0	3	0
26	F	Carlos Ledesma	1	0	18	0	0	0	0	0	0	0	2	0	0
29	M	Stan Lembryk	1	0	9	0	0	0	0	0	0	0	0	0	0
25	F	Darin Lewis	3	1	48	0	0	0	0	0	4	0	0	0	0
29	M	Brent Longenecker	2	0	19	0	0	0	0	0	0	0	0	0	0
4	D	Joao Luiz	7	7	585	0	0	1	1	14	8	0	0	0	0
28	F	Josue Martinez	1	0	11	0	0	0	0	1	0	0	0	0	0
9	F	Thiago Martins	1	0	11	0	0	1	1	0	0	0	0	0	0
18	G	Ryan Meara	18	18	1,620	0	0	0	0	0	3	0	0	1	0
26	F	Chris Megaloudis	1	0	35	0	0	2	2	0	0	1	0	0	0
24	D	Dahir Mohammed	3	1	208	0	0	1	0	5	4	0	0	1	0
19	F	Amando Moreno	2	0	2	0	0	0	0	0	0	0	0	0	0
21	M	Martin Munnelly	1	0	23	0	0	0	0	0	1	0	0	0	0
14	F	Joe Munoz	1	0	12	0	0	1	0	0	0	0	0	0	0
28	M	Omid Namazi	1	0	12	0	0	0	0	0	0	0	0	0	0
21	M	Brian Nielsen	3	1	109	0	0	4	2	2	0	1	1	0	0
25	F	Mike Nugent	1	1	90	0	0	4	3	0	2	2	0	0	0
13	M	Marius Obekop	7	0	110	0	0	5	2	2	2	0	2	0	0

## NEW YORK INDIVIDUAL GOALKEEPING

UNF	POS	GOALKEEPER	GP	GS	MIN	SHTS	SV	GA	GAA	PG	PA	W	L	T	SO
40	G	Alec Dufty	1	0	82	2	2	0	0	0	0	0	0	1	0
24	M	Eddie Gaven	1	0	1	0	0	0	0	0	0	0	0	0	0
31	G	Alex Horwath	1	1	90	4	4	0	0	0	0	0	0	1	1
18	G	Bouna Coundoul	47	46	4,185	231	174	51	1.1	3	5	19	14	13	16
24	G	Greg Sutton	13	13	1,170	54	39	16	1.23	2	5	4	3	6	4
31	G	Luis Robles	72	72	6,480	330	223	94	1.31	15	20	32	20	20	19
18	G	Zach Wells	19	19	1,710	103	73	25	1.32	4	6	7	5	7	4
88	G	Bill Gaudette	12	12	1,080	51	31	16	1.33	0	0	5	3	4	3
1	G	Frank Rost	11	11	945	40	26	14	1.33	0	0	4	4	3	5
18	G	Jon Conway	63	61	5,553	343	242	84	1.36	10	12	23	24	15	17
1	G	Jonny Walker	42	42	3,845	218	154	59	1.38	5	7	14	16	12	9
1	G	Tim Howard	85	83	7,681	607	442	125	1.46	7	10	37	36	11	15
18	G	Ryan Meara	18	18	1,620	90	59	27	1.5	1	1	9	5	4	3
1	G	Tony Meola	125	125	11,233	863	629	205	1.64	13	16	48	64	13	25
23	G	Ronald Waterreus	18	18	1,557	89	59	31	1.79	3	3	6	6	5	5
1	G	Mike Ammann	46	46	4,098	317	199	86	1.89	7	9	17	27	1	4
1	G	Danny Cepero	15	15	1,268	96	67	27	1.92	0	1	3	9	2	0
40	G	Chris Konopka	1	1	90	4	2	2	2	0	0	0	0	1	0
30	G	Paul Grafer	7	6	541	48	29	16	2.66	2	2	2	4	0	1
24	G	Zach Thornton	6	5	467	35	20	14	2.7	3	3	2	3	0	0
31	G	Russell Payne	1	0	8	5	1	2	22.5	1	1	0	0	0	0
<b>TEAM TOTALS</b>			<b>594</b>	<b>594</b>	<b>53,700</b>	<b>3,530</b>	<b>2,475</b>	<b>894</b>	<b>1.5</b>	<b>76</b>	<b>101</b>	<b>232</b>	<b>243</b>	<b>119</b>	<b>134</b>
<b>OPPONENT TOTALS</b>			<b>594</b>	<b>594</b>	<b>53,700</b>	<b>3,262</b>	<b>2,218</b>	<b>872</b>	<b>1.46</b>	<b>76</b>	<b>105</b>	<b>243</b>	<b>232</b>	<b>119</b>	<b>149</b>



## NEW YORK RED BULLS COACHING HISTORY

YEAR	COACH	REGULAR SEASON							PLAYOFFS					
		W	L	T	PCT	OT	SHO	PTS	W	L	T	PCT	OT	SHO
1996	Eddie Firmani	3	5	0	.375	0-0-0	2-0	5	0	0	0	.000	0-0-0	0-0
	Carlos Queiroz	12	12	0	.500	0-0-0	1-2	34	1	2	0	.333	0-0-0	1-0
1997	Carlos Alberto Parreira	13	19	0	.406	0-0-0	2-2	35	0	0	0	.000	0-0-0	0-0
1998	Alfonso Mondelo	14	17	0	.452	0-0-0	2-0	38	0	0	0	.000	0-0-0	0-0
	Bora Milutinovic	1	0	0	1.000	0-0-0	1-0	1	0	2	0	.000	0-0-0	0-1
1999	Bora Milutinovic	7	25	0	.219	0-0-0	3-5	15	0	0	0	.000	0-0-0	0-0
2000	Octavio Zambrano	17	12	3	.578	3-2-3	0-0	54	3	2	0	.600	1-0-0	0-0
2001	Octavio Zambrano	13	10	3	.558	0-0-3	0-0	42	1	1	1	.500	0-0-1	0-0
2002	Octavio Zambrano	11	15	2	.429	1-1-2	0-0	35	0	0	0	.000	0-0-0	0-0
2003	Bob Bradley	11	10	9	.517	3-1-9	0-0	42	0	1	1	.250	0-0-0	0-0
2004	Bob Bradley	11	12	7	.483	0-0-0	0-0	40	0	2	0	.000	0-0-0	0-0
2005	Bob Bradley	10	9	10	.517	0-0-0	0-0	40	0	0	0	.000	0-0-1	0-0
	Mo Johnston	2	0	1	.833	0-0-0	0-0	7	1	1	0	.500	0-0-0	0-0
2006	Mo Johnston	2	3	7	.458	0-0-0	0-0	13	0	0	0	.000	0-0-1	0-0
	Richie Williams	3	3	2	.500	0-0-0	0-0	11	0	0	0	.000	0-0-2	0-0
	Bruce Arena	4	5	3	.458	0-0-0	0-0	15	0	1	1	.250	0-0-0	0-0
2007	Bruce Arena	12	11	7	.517	0-0-0	0-0	43	0	1	1	.250	0-0-0	0-0
2008	Juan Carlos Osorio	10	11	9	.483	0-0-0	0-0	39	2	1	1	.625	0-0-0	0-0
2009	Juan Carlos Osorio	2	16	4	.182	0-0-0	0-0	10	0	0	0	.000	0-0-0	0-0
	Richie Williams	3	3	2	.500	0-0-0	0-0	11	0	0	0	.000	0-0-0	0-0
2010	Hans Backe	15	6	9	.600	0-0-0	0-0	54	1	1	0	.500	0-0-0	0-0
2011	Hans Backe	10	8	16	.529	0-0-0	0-0	46	1	2	0	.500	0-0-0	0-0
2012	Hans Backe	16	9	9	.603	0-0-0	0-0	57	0	1	1	.250	0-0-0	0-0
2013	Mike Petke	17	9	8	.618	0-0-0	0-0	59	0	1	1	.250	0-1-0	0-0
2014	Mike Petke	13	10	11	.544	0-0-0	0-0	50	2	2	1	.500	0-0-0	0-0
TOTALS		232	243	119	.488	7-4-17	11-9	743	10	19	7	.375	1-1-1	1-1

## NEW YORK RED BULLS INDIVIDUAL HIGHS

### GAMES PLAYED

<b>Career:</b>	169	Mike Petke
<b>Season:</b>	34	6 times

### MINUTES

<b>Career:</b>	14,060	Mike Petke
<b>Season:</b>	3,060	Luis Robles (2013)
<b>Season:</b>	3,060	Luis Robles (2014)

### GOALS

<b>Career:</b>	58	Juan Pablo Angel
<b>Season:</b>	27	Bradley Wright-Phillips (2014)
<b>Game:</b>	5	Clint Mathis (08/26/2000 at DAL)
<b>Half:</b>	3	Clint Mathis (08/26/2000 at DAL, 1st)
	3	Edson Buddle (08/26/2006 vs. RSL, 2d)

### ASSISTS

<b>Career:</b>	42	Thierry Henry
<b>Season:</b>	14	Eduardo Hurtado (1998)
	14	Thierry Henry (2014)
<b>Game:</b>	3	8 times
<b>Half:</b>	3	Alex Comas (08/26/2000 at DAL, 1st)

### SHOTS

<b>Career:</b>	361	Thierry Henry
<b>Season:</b>	109	Bradley Wright-Phillips (2014)
<b>Game:</b>	10	Thierry Henry (03/16/2013 vs. DC)
<b>Half:</b>	8	Juan Pablo Angel (08/08/2010 at CHI, 2d)

### SHOTS ON GOAL

<b>Career:</b>	171	Juan Pablo Angel
<b>Season:</b>	57	Bradley Wright-Phillips (2014)
<b>Game:</b>	7	Giovanni Savarese (08/18/1998 vs. COL)
<b>Half:</b>	6	Giovanni Savarese (08/18/1998 vs. COL, 2d)

### FOULS COMMITTED

<b>Career:</b>	248	Dane Richards
<b>Season:</b>	78	Tim Cahill (2013)
<b>Game:</b>	8	Steve Shak (06/28/2000 vs. SJ)
<b>Half:</b>	7	Rhett Harty (08/21/1996 vs. DC, 1st)
	7	Antony De Avila (09/18/1996 vs. CLB, 1st)

### FOULS SUFFERED

<b>Career:</b>	287	Tab Ramos
<b>Season:</b>	94	Roberto Donadoni (1997)
<b>Game:</b>	9	Andy Williams (07/31/2002 vs. CLB)
<b>Half:</b>	8	Tab Ramos (05/19/1996 at NE, 1st)

### OFFSIDES

<b>Career:</b>	153	Juan Pablo Angel
<b>Season:</b>	50	Juan Pablo Angel (2010)
<b>Game:</b>	6	5 times
<b>Half:</b>	5	Giovanni Savarese (04/13/1996 at LA, 2d)
	5	Giovanni Savarese (05/22/1996 at KC, 1st)
	5	Clint Mathis (04/14/2001 at COL, 1st)

### CORNER KICKS

<b>Career:</b>	304	Tab Ramos
<b>Season:</b>	102	Thierry Henry (2014)
<b>Game:</b>	13	Rafa Marquez (05/15/2011 vs. CHV)
<b>Half:</b>	8	Rafa Marquez (05/15/2011 vs. CHV, 2d)
	8	Joel Lindpere (09/24/2011 vs. POR, 1st)

### CAUTIONS

<b>Career:</b>	32	Mike Petke
<b>Season:</b>	11	Tab Ramos (1996)
<b>Game:</b>	2	Clint Mathis (05/12/2001 vs. LA)
<b>Half:</b>	1	1,067 times

### EJECTIONS

<b>Career:</b>	5	Mike Petke
<b>Season:</b>	3	Branco (1997)
	3	Carlos Johnson (2009)
<b>Game:</b>	1	95 times
<b>Half:</b>	1	94 times

### GAMES PLAYED

<b>Career:</b>	125	Tony Meola
<b>Season:</b>	34	Luis Robles (2013)
	34	Luis Robles (2014)

### MINUTES

<b>Career:</b>	11,233	Tony Meola
<b>Season:</b>	3,060	Luis Robles (2013)
<b>Season:</b>	3,060	Luis Robles (2014)

### WINS

<b>Career:</b>	48	Tony Meola
<b>Season:</b>	17	Luis Robles (2013)

### LOSSES

<b>Career:</b>	64	Tony Meola
<b>Season:</b>	18	Tony Meola (1997)
	18	Mike Ammann (1999)

### TIES

<b>Career:</b>	20	Luis Robles
<b>Season:</b>	11	Luis Robles (2014)

### SHUTOUTS

<b>Career:</b>	25	Tony Meola
<b>Season:</b>	11	Bounaoundoul (2010)
	11	Luis Robles (2013)

### GOALS ALLOWED

<b>Career:</b>	205	Tony Meola
<b>Season:</b>	62	Tony Meola (1998)
<b>Game:</b>	6	Mike Ammann (06/20/1999 at KC)
	6	Jonny Walker (07/03/2004 at DC)
<b>Half:</b>	4	7 times

### SAVES

<b>Career:</b>	629	Tony Meola
<b>Season:</b>	164	Tony Meola (1998)
<b>Game:</b>	15	Tony Meola (04/05/1997 at DC)
<b>Half:</b>	11	Tony Meola (04/05/1997 at DC, 2d)

## NEW YORK RED BULLS TEAM HIGHS

### GAMES PLAYED

Season: 34 4 times

### MINUTES

Season: 3,060 4 times

### GOALS

Season: 64 in 2000

Game: 6 08/26/2000 at DAL

6 08/26/2006 vs. RSL

2-Tms: 10 08/26/2000 at DAL

10 05/08/2004 at SJ

Half: 6 08/26/2006 vs. RSL (2d)

### ASSISTS

Season: 75 in 1998

Game: 7 06/24/1998 vs. NE

Game: 7 09/17/2005 vs. NE

Game: 7 09/29/2012 vs. TOR

2-Tms: 13 08/16/2000 at TB

2-Tms: 13 08/26/2000 at DAL

Half: 6 08/26/2000 at DAL (1st)

Half: 6 08/26/2006 vs. RSL (2d)

### SHOTS

Season: 522 in 1999

Game: 38 06/03/1998 vs. TB

2-Tms: 56 06/03/1998 vs. TB

Half: 22 06/03/1998 vs. TB (1st)

### SHOTS ON GOAL

Season: 212 in 1998

Game: 17 08/18/1998 vs. COL

17 08/18/2007 vs. LA

2-Tms: 25 04/05/1997 at DC

25 08/18/1998 vs. COL

Half: 11 08/18/1998 vs. COL (2d)

### FOULS COMMITTED

Season: 593 in 2000

Game: 32 06/17/2000 vs. NE

2-Tms: 53 06/21/2000 vs. DC

Half: 19 06/28/2008 at CHV (2d)

### FOULS SUFFERED

Season: 520 in 2000

Game: 34 06/13/1997 vs. COL

2-Tms: 53 06/21/2000 vs. DC

Half: 19 09/12/2002 vs. DC (2d)

### OFFSIDES

Season: 125 in 2011

Game: 10 10 times

2-Tms: 20 06/04/2005 at LA

Half: 8 06/26/2002 vs. COL (1st)

### CORNER KICKS

Season: 220 in 2011

Game: 19 08/14/1999 vs. KC

2-Tms: 22 08/14/1999 vs. KC

Half: 11 08/14/1999 vs. KC (2d)

11 05/15/2011 vs. CHV (2d)

### CAUTIONS

Season: 69 in 2000

Game: 6 07/24/2002 at KC

6 09/28/2003 at DC

2-Tms: 11 09/28/2003 at DC

Half: 5 07/24/2002 at KC (2nd)

### EJECTIONS

Season: 11 in 2000

Game: 2 6 times

2-Tms: 4 09/05/2000 vs. MIA

Half: 2 5 times

### WINS

Season: 17 in 2000

17 in 2013

### LOSSES

Season: 25 in 1999

### TIES

Season: 16 in 2011

### SHUTOUTS

Season: 13 in 2010

### GOALS ALLOWED

Season: 64 in 1999

Game: 6 06/20/1999 at KC

6 07/03/2004 at DC

2-Tms: 10 08/26/2000 at DAL

10 05/08/2004 at SJ

Half: 4 6 times

### SAVES

Season: 169 in 1998

Game: 15 04/05/1997 at DC

2-Tms: 21 04/05/1997 at DC

Half: 11 04/05/1997 at DC (2d)

## NEW YORK RED BULLS TEAM LOWS

### GAMES PLAYED

Season: 26 in 2001

### MINUTES

Season: 2,370 in 2001

### GOALS

Season: 27 in 2009

Game: 0 149 times

2-Tms: 0 29 times

Half: 0 571 times

### ASSISTS

Season: 20 in 2009

Game: 0 231 times

2-Tms: 0 74 times

Half: 0 712 times

### SHOTS

Season: 338 in 2009

Game: 2 08/26/2012 at KC

2-Tms: 8 04/11/2009 at HOU

Half: 0 6 times

### SHOTS ON GOAL

Season: 134 in 2009

Game: 0 08/26/2012 at KC

Game: 0 06/23/2013 at PHI

2-Tms: 3 4 times

Half: 0 99 times

### FOULS COMMITTED

Season: 358 in 2009

Game: 3 04/22/2012 at DC

2-Tms: 11 04/22/2012 at DC

Half: 0 07/28/2012 at MTL (1st)

### FOULS SUFFERED

Season: 278 in 2010

Game: 2 07/04/2009 at DAL

2-Tms: 11 04/22/2012 at DC

Half: 0 05/24/2009 vs. CHI (2nd)

0 07/31/2010 at HOU (2nd)

### OFFSIDES

Season: 48 in 2004

Game: 0 52 times

2-Tms: 0 5 times

Half: 0 321 times

### CORNER KICKS

Season: 121 in 1997

Game: 0 12 times

2-Tms: 1 09/18/1996 vs. CLB

Half: 0 173 times

### CAUTIONS

Season: 39 in 2007

Game: 0 94 times

2-Tms: 0 27 times

Half: 0 494 times

### EJECTIONS

Season: 2 in 2004

2 in 2012

Game: 0 504 times

2-Tms: 0 451 times

Half: 0 1,098 times

### WINS

Season: 5 in 2009

### LOSSES

Season: 8 in 2011

### TIES

Season: 0 4 times

### SHUTOUTS

Season: 2 in 1999

### GOALS ALLOWED

Season: 29 in 2010

Game: 0 134 times

2-Tms: 0 29 times

Half: 0 562 times

### SAVES

Season: 99 in 2011

99 in 2012

Game: 0 17 times

2-Tms: 1 4 times

Half: 0 192 times

## NEW YORK RED BULLS INDIVIDUAL LEADERS (ALL-TIME)

### GAMES PLAYED

PLAYER	GP
Mike Petke	169
Dane Richards	147
Carlos Mendes	146
Seth Stammer	142
John Wolynec	142
Jeff Parke	132
Mike Magee	130
Tony Meala	125
Thierry Henry	122
Steve Jolley	120

### GAMES STARTED

PLAYER	GS
Mike Petke	158
Dane Richards	132
Carlos Mendes	128
Jeff Parke	126
Seth Stammer	126
Tony Meala	125
Thierry Henry	118
Steve Jolley	112
Roy Miller	109
Dax McCarty	105
Tab Ramos	105

### MINUTES PLAYED

PLAYER	MIN
Mike Petke	14,060
Dane Richards	11,699
Carlos Mendes	11,498
Tony Meala	11,250
Seth Stammer	11,157
Jeff Parke	11,083
Thierry Henry	10,403
Steve Jolley	10,234
Roy Miller	9,619
Dax McCarty	9,336

### GOALS

PLAYER	GP	GOALS
Juan Pablo Angel	102	58
Thierry Henry	122	51
Giovanni Savarese	85	41
Clint Mathis	93	39
Amado Guevara	103	32
Bradley Wright-Phillips	39	28
John Wolynec	142	26
Mike Magee	130	23
Dane Richards	147	21
Adolfo Valencia	48	21

### ASSISTS

PLAYER	GP	ASTS
Thierry Henry	122	42
Amado Guevara	103	36
Tab Ramos	112	36
Dane Richards	147	26
Mark Lisi	89	25
Mark Chung	82	24
Clint Mathis	93	23
Petter Villegas	91	21
Miles Joseph	91	20
Joel Lindpere	97	18

### SHOTS

PLAYER	GP	SHOTS
Thierry Henry	122	361
Juan Pablo Angel	102	352
Clint Mathis	93	276
Amado Guevara	103	260
John Wolynec	142	191
Eduardo Hurtado	55	176
Dane Richards	147	174
Mark Chung	82	172
Mike Magee	130	164
Giovanni Savarese	85	159

### SHOTS ON GOAL

PLAYER	GP	SOG
Juan Pablo Angel	102	171
Thierry Henry	122	137
Clint Mathis	93	125
Amado Guevara	103	121
Giovanni Savarese	85	96
Mike Magee	130	87
John Wolynec	142	82
Rodrigo Faria	49	79
Mark Chung	82	75
Eduardo Hurtado	55	75

### FOULS COMMITTED

PLAYER	GP	FC
Dane Richards	147	248
Amado Guevara	103	206
Mike Petke	169	201
Seth Stammer	142	201
Steve Jolley	120	161
Tim Cahill	62	156
Carlos Mendes	146	156
Mike Magee	130	150
John Wolynec	142	144
Giovanni Savarese	85	128
Petter Villegas	91	128

### FOULS SUFFERED

PLAYER	GP	FS
Tab Ramos	112	287
Amado Guevara	103	208
Mark Chung	82	191
Eddie Gaven	69	165
Mike Magee	130	159
Dane Richards	147	158
Petter Villegas	91	152
Dax McCarty	110	150
Clint Mathis	93	147
Mike Petke	169	144
John Wolynec	142	144

## CAUTIONS (YELLOW)

PLAYER	GP	CAUT
Mike Petke	169	32
Tab Ramos	112	30
Amado Guevara	103	28
Dane Richards	147	25
Seth Stammer	142	25
Carlos Mendes	146	24
Clint Mathis	93	23
Jeff Parke	132	19
Mark Semioli	81	19
Steve Jolley	120	18

## EJECTIONS (RED CARDS)

PLAYER	GP	EJECT
Mike Petke	169	5
Amado Guevara	103	4
Clint Mathis	93	4
Tab Ramos	112	4
Carlos Johnson	13	3
Branco	11	3

12 players tied with 2

## CORNER KICKS

PLAYER	GP	CK
Tab Ramos	112	304
Amado Guevara	103	274
Thierry Henry	122	257
Joel Lindpere	97	186
Roberto Donadoni	49	133
Mike Magee	130	115
Dave van den Bergh	55	110
Mark Chung	82	97
Rafa Marquez	44	90
Petter Villegas	91	90

## OFFSIDES

PLAYER	GP	OFF
Juan Pablo Angel	102	153
Giovanni Savarese	85	90
Thierry Henry	122	81
Dane Richards	147	70
Adolfo Valencia	48	66
John Wolyniec	142	60
Luke Rodgers	23	48
Rodrigo Faria	49	46
Eduardo Hurtado	55	45
Brian Kelly	85	44

## GAME-WINNING GOALS

PLAYER	GP	GWG
Thierry Henry	122	14
Juan Pablo Angel	102	13
Clint Mathis	93	10
John Wolyniec	142	10
Amado Guevara	103	9
Dane Richards	147	8
Giovanni Savarese	85	8
Kenny Cooper	33	7
Mike Magee	130	7
Bradley Wright-Phillips	39	6

## GAME-WINNING ASSISTS

PLAYER	GP	GWA
Thierry Henry	122	11
Mark Chung	82	9
Dane Richards	147	9
Tab Ramos	112	7
Seth Stammer	142	7

9 players tied with 6

## HAT TRICKS

PLAYER	GP	HATS
Amado Guevara	103	3
Bradley Wright-Phillips	39	3
Clint Mathis	93	2
Edson Buddle	28	1
Alex Comas	37	1
Mamadou Diallo	17	1
Thierry Henry	122	1
Peguero Jean Philippe	12	1
Giovanni Savarese	85	1

## MULTI-GOAL GAMES

PLAYER	GP	GAMES
Juan Pablo Angel	102	12
Giovanni Savarese	85	10
Thierry Henry	122	7
Clint Mathis	93	6
Bradley Wright-Phillips	39	6
Kenny Cooper	33	5
Amado Guevara	103	4
Adolfo Valencia	48	4
Alex Comas	37	3
Antony De Avila	31	3
Rodrigo Faria	49	3
Eddie Gaven	69	3

## PENALTY-KICK GOALS

PLAYER	GP	PKG
Amado Guevara	103	15
Juan Pablo Angel	102	12
Bradley Wright-Phillips	39	6
Alex Comas	37	4
Adolfo Valencia	48	4
Kenny Cooper	33	3
Mamadou Diallo	17	3

9 players tied with 2

CONTINUE →

## GOALS PER GAME

PLAYER	GP	GOALS	AVG
Bradley Wright-Phillips	39	28	0.72
Juan Pablo Angel	102	58	0.57
Giovanni Savarese	85	41	0.48
Adolfo Valencia	48	21	0.44
Clint Mathis	93	39	0.42
Thierry Henry	122	51	0.42
Rodrigo Faria	49	20	0.41
Amado Guevara	103	32	0.31
John Wolyniec	142	26	0.18
Mike Magee	130	23	0.18

Minimum: 20 goals

## ASSISTS PER GAME

PLAYER	GP	ASTS	AVG
Amado Guevara	103	36	0.35
Thierry Henry	122	42	0.34
Tab Ramos	112	36	0.32
Mark Chung	82	24	0.29
Mark Lisi	89	25	0.28
Clint Mathis	93	23	0.25
Petter Villegas	91	21	0.23
Miles Joseph	91	20	0.22
Dane Richards	147	26	0.18

Minimum: 20 assists

## GOALS PER 90 MIN.

PLAYER	MIN	GOAL	AVG
Bradley Wright-Phillips	2,910	28	0.87
Giovanni Savarese	5,808	41	0.64
Juan Pablo Angel	8,806	58	0.59
Adolfo Valencia	3,450	21	0.55
Rodrigo Faria	3,629	20	0.50
Clint Mathis	7,549	39	0.46
Thierry Henry	10,403	51	0.44
Amado Guevara	9,004	32	0.32
John Wolyniec	7,491	26	0.31
Mike Magee	7,827	23	0.26

Minimum: 20 goals

## ASSISTS PER 90 MIN.

PLAYER	MIN	ASTS	AVG
Mark Lisi	5,610	25	0.40
Thierry Henry	10,403	42	0.36
Amado Guevara	9,004	36	0.36
Tab Ramos	9,011	36	0.36
Miles Joseph	5,512	20	0.33
Mark Chung	6,760	24	0.32
Petter Villegas	6,320	21	0.30
Clint Mathis	7,549	23	0.27
Dane Richards	11,699	26	0.20

Minimum: 20 assists

## SCORING PCT.

PLAYER	GP	SHOTS	GOALS	PCT
Giovanni Savarese	85	159	41	25.8
Bradley Wright-Phillips	39	121	28	23.1
Adolfo Valencia	48	93	21	22.6
Juan Pablo Angel	102	352	58	16.5
Clint Mathis	93	276	39	14.1
Thierry Henry	122	361	51	14.1
Mike Magee	130	164	23	14.0
Rodrigo Faria	49	145	20	13.8
John Wolyniec	142	191	26	13.6
Amado Guevara	103	260	32	12.3

Minimum: 20 goals

## SHOTS ON GOAL PCT.

PLAYER	GP	SHOTS	SOG	PCT
Giovanni Savarese	85	159	96	60.4
Rodrigo Faria	49	145	79	54.5
Mike Magee	130	164	87	53
Juan Pablo Angel	102	352	171	48.6
Amado Guevara	103	260	121	46.5
Clint Mathis	93	276	125	45.3
Mark Chung	82	172	75	43.6
John Wolyniec	142	191	82	42.9
Eduardo Hurtado	55	176	75	42.6
Thierry Henry	122	361	137	38

Minimum: 75 shots on goal

## GAMES PLAYED IN GOAL

PLAYER	GP
Tony Meola	125
Tim Howard	85
Luis Robles	72
Jon Conway	63
Bounaoundoul	47
Mike Ammann	46
Jonny Walker	42
Zach Wells	19
Ryan Meara	18
Ronald Waterreus	18

## GAMES STARTED IN GOAL

PLAYER	GS
Tony Meola	125
Tim Howard	83
Luis Robles	72
Jon Conway	61
Mike Ammann	46
Bounaoundoul	46
Jonny Walker	42
Zach Wells	19
Ryan Meara	18
Ronald Waterreus	18

## MINUTES PLAYED IN GOAL

PLAYER	MIN
Tony Meola	11,233
Tim Howard	7,681
Luis Robles	6,480
Jon Conway	5,553
Bounaoundoul	4,185
Mike Ammann	4,098
Jonny Walker	3,845
Zach Wells	1,710
Ryan Meara	1,620
Ronald Waterreus	1,557

CONTINUE →

## GOALS AGAINST AVG.

PLAYER	GP	MIN	SHTS	SVS	GA	GAA	W-L-T	SHO
Luis Robles	72	6,480	317	223	94	1.31	32-20-20	19
Jon Conway	63	5,553	326	242	84	1.36	23-24-15	17
Tim Howard	85	7,681	567	442	125	1.46	37-36-11	15
Tony Meola	125	11,233	834	629	205	1.64	48-64-13	25

Minimum: 4,500 minutes played

## WINS

PLAYER	GP	WON
Tony Meola	125	48
Tim Howard	85	37
Luis Robles	72	32
Jon Conway	63	23
Bouna Coundoul	47	19
Mike Ammann	46	17
Jonny Walker	42	14
Ryan Meara	18	9
Zach Wells	19	7
Ronald Waterreus	18	6

## LOSSES

PLAYER	GP	LOST
Tony Meola	125	64
Tim Howard	85	36
Mike Ammann	46	27
Jon Conway	63	24
Luis Robles	72	20
Jonny Walker	42	16
Bouna Coundoul	47	14
Danny Cepero	15	9
Ronald Waterreus	18	6
Ryan Meara	18	5
Zach Wells	19	5

## SAVES

PLAYER	GP	SVS
Tony Meola	125	629
Tim Howard	85	442
Jon Conway	63	242
Luis Robles	72	223
Mike Ammann	46	199
Bouna Coundoul	47	174
Jonny Walker	42	154
Zach Wells	19	73
Danny Cepero	15	67
Ryan Meara	18	59
Ronald Waterreus	18	59

## SHUTOUTS

PLAYER	GP	SHO
Tony Meola	125	25
Luis Robles	72	19
Jon Conway	63	17
Bouna Coundoul	47	16
Tim Howard	85	15
Jonny Walker	42	9
Frank Rost	11	5
Ronald Waterreus	18	5
Mike Ammann	46	4
Greg Sutton	13	4
Zach Wells	19	4

## WINNING PCT.

PLAYER	GP	WON	LOST	TIED	PCT
Luis Robles	72	32	20	20	0.583
Tim Howard	85	37	36	11	0.506
Jon Conway	63	23	24	15	0.492
Tony Meola	125	48	64	13	0.436

Minimum: 20 wins

## SAVES PERCENTAGE

PLAYER	GP	SAVES	SOG	PCT
Tony Meola	125	629	863	72.9
Tim Howard	85	442	607	72.8
Jon Conway	63	242	343	70.6
Luis Robles	72	223	330	67.6
Mike Ammann	46	199	317	62.8

Minimum: 175 saves



## NEW YORK RED BULLS PENALTY KICKS & SHOOTOUTS

### RED BULLS ALL-TIME PENALTY KICKS SUMMARY (79 GOALS IN 111 ATTEMPTS)

DATE	OPP.	SHOOTER	RESULT	N.Y. GK
04/27/1996	vs. CLB	Tab Ramos	Save	Bo Oshoniyi
05/30/1996	vs. DC	Peter Vermes	Saved	Jeff Causey
08/03/1996	at NE	Roberto Donadoni	Left Pipe*	Jim St. Andre
08/17/1996	at TB	Roberto Donadoni	Goal	Mark Dougherty
09/21/1996	at TB	Giovanni Savarese	Goal	Mark Dougherty
09/24/1996	vs. DC	Roberto Donadoni	Goal*	Jeff Causey
03/022/1997	at SJ	Braeden Cloutier	Save*	Dave Salzwedel
05/09/1997	vs. SJ	Roberto Donadoni	Wide Left	Dave Salzwedel
08/03/1997	vs. TB	Antony De Avila	Saved	Mark Dougherty
08/17/1997	at KC	Roberto Donadoni	Goal	Mike Ammann
08/23/1997	at DAL	Branco	Saved	Mark Dodd
04/25/1998	vs. SJ	Giovanni Savarese	Goal	David Kramer
05/03/1998	at TB	Paul Dougherty	Saved	Thomas Ravelli
05/31/1998	at NE	Giovanni Savarese	Saved	Ian Feuer
06/24/1998	vs. NE	Diego Sonora	Right Pipe	Ian Feuer
08/09/1998	at SJ	Diego Sonora	Goal	David Kramer
08/15/1998	at MIA	Diego Sonora	Saved	Jeff Cassar
09/30/1998	at CLB	Mike Sorber	Goal	Juergen Sommer
04/11/1999	at TB	Eduardo Hurtado	Goal	Scott Garlick
08/11/1999	vs. DC	Sasa Curcic	Goal	Mark Simpson
08/14/1999	vs. KC	Eduardo Hurtado	Saved	David Winner
08/21/1999	at LA	Mark Chung	Goal	Kevin Hartman
09/22/1999	vs. SJ	Henry Zambrano	Saved	Joe Cannon
04/01/2000	vs. DC	Alex Comas	Goal	Tom Presthus
05/27/2000	vs. CHI	Adolfo Valencia	Goal	Zach Thornton
07/22/2000	vs. MIA	Adolfo Valencia	Goal	Nick Rimando
08/02/2000	at DC	Adolfo Valencia	Goal	Mark Simpson
08/06/2000	at CHI	Roy Myers	Goal	Zach Thornton
08/20/2000	vs. COL	Alex Comas	Goal	David Kramer
08/26/2000	at DAL	Clint Mathis	Goal	Matt Jordan
09/02/2000	at MIA	Alex Comas	Goal	Nick Rimando
09/05/2000	vs. MIA	Adolfo Valencia	Goal	Nick Rimando
09/09/2000	at NE	Clint Mathis	Wide Left	Jeff Causey
04/28/2001	vs. DAL	Mark Chung	Saved	Matt Jordan
05/16/2001	vs. COL	Alex Comas	Goal	Adin Brown
08/19/2001	vs. CLB	Petter Villegas	Saved	Tom Presthus

### OPPONENT ALL-TIME PENALTY KICK SUMMARY (78 GOALS IN 103 ATTEMPTS)

DATE	OPP.	SHOOTER	RESULT	N.Y. GK
05/04/1996	vs. TB	Carlos Valderrama	Goal	Zach Thornton
06/09/1996	vs. LA	Eduardo Hurtado	Goal	Tony Meola
06/30/1996	at CLB	Brian McBride	Saved	Tony Meola
07/10/1996	vs. DAL	Leonel Alvarez	Goal	Tony Meola
07/28/1996	vs. SJ	Eric Wynalda	Goal	Tony Meola
05/11/1997	at CLB	Brian Maisonneuve	Goal	Zach Thornton
05/30/1997	at NE	Alberto Naveda	Goal	Tony Meola
06/15/1997	at DAL	Jason Kreis	Goal	Zach Thornton
06/21/1997	at CLB	Brian McBride	Goal	Tony Meola
08/15/1997	at COL	Wolde Harris	Goal	Tony Meola
08/23/1997	at DAL	Damian	Goal	Tony Meola
09/12/1997	at KC	Preki	High	Tony Meola
09/12/1997	at KC	Mo Johnston	Saved	Tony Meola
04/04/1998	at KC	Preki	Goal	Tony Meola
05/23/1998	vs. MIA	Marcelo Herrera	Goal	Tony Meola
09/06/1998	at CLB	Brian McBride	Goal	Tony Meola
09/16/1998	vs. DC	Roy Lassiter	Goal	Tony Meola
09/16/1998	vs. DC	Jaime Moreno	Goal	Tony Meola
05/08/1999	at DC	Roy Lassiter	Goal	Mike Ammann
06/20/1999	at KC	Francisco Gomez	Goal	Mike Ammann
04/01/2000	vs. DC	Jaime Moreno	Goal	Mike Ammann
04/22/2000	at DC	Marco Etcheverry	Goal	Mike Ammann
04/29/2000	vs. LA	Greg Vanney	Saved	Mike Ammann
05/27/2000	vs. CHI	Ante Razov	Goal	Mike Ammann
06/17/2000	vs. NE	Imad Baba	Goal	Mike Ammann
06/24/2000	at COL	Anders Limpar	Wide Left	Mike Ammann
08/06/2000	at CHI	Hristo Stoitchkov	Goal	Mike Ammann
08/20/2000	vs. COL	Ross Paule	Goal	Russell Payne
09/02/2000	at MIA	Diego Serna	Goal	Tim Howard
09/09/2000	at NE	Imad Baba	Goal	Paul Grafer
04/28/2001	vs. DAL	Jorge Rodriguez	Goal	Tim Howard
05/05/2001	vs. DC	Jaime Moreno	Goal	Tim Howard
06/03/2001	at NE	Cate	Goal	Tim Howard

Red PK taken in playoff game;

\* PK taken in shootout round

CONTINUE →

## Red Bulls All-Time Penalty Kicks Summary (continued)

DATE	OPP.	SHOOTER	RESULT	N.Y. GK
05/11/2002	at SJ	Rodrigo Faria	Goal	Joe Cannon
05/18/2002	at DC	Rodrigo Faria	Goal	Nick Rimando
06/15/2002	vs. LA	Mamadou Diallo	Goal	Kevin Hartman
07/04/2002	at DAL	Rodrigo Faria	Saved	Matt Jordan
07/06/2002	at CLB	Ross Paule	Goal	Tom Presthus
07/13/2002	vs. CHI	Manadou Diallo	Goal	Zach Thornton
07/20/2002	vs. NE	Mamadou Diallo	Goal	Juergen Sommer
07/31/2002	vs. CLB	Mamadou Diallo	Saved	Jon Busch
08/25/2002	vs. DC	Mamadou Diallo	Saved	Nick Rimando
04/19/2003	vs. LA	Jaime Moreno	Goal	Kevin Hartman
05/31/2003	at CLB	Clint Mathis	Goal	Jon Busch
06/14/2003	vs. CHI	Amado Guevara	Goal	Zach Thornton
09/25/2003	vs. DC	Clint Mathis	Saved	Nick Rimando
10/11/2003	vs. DAL	Amado Guevara	Saved	D.J. Countess
10/11/2003	vs. DAL	Clint Mathis	Saved	D.J. Countess
10/25/2003	at NE	Mark Lisi	Goal	Adin Brown
11/09/2003	at NE	Amado Guevara	Goal	Adin Brown
05/08/2004	at SJ	Amado Guevara	Goal	Pat Onstad
06/26/2004	at NE	Amado Guevara	Goal	Adin Brown
07/10/2004	at SJ	Amado Guevara	Goal	Pat Onstad
07/17/2004	at CHI	Amado Guevara	Goal	Henry Ring
07/24/2004	vs. CHI	Amado Guevara	Goal	Henry Ring
08/08/2004	vs. LA	Amado Guevara	Goal	Kevin Hartman
09/11/2004	vs. NE	Mike Magee	Goal	Matt Reis
10/09/2004	vs. CLB	Sergio Galvan Rey	Goal	Matt Jordan
04/22/2005	vs. CHI	Amado Guevara	Saved	Zach Thornton
04/30/2005	vs. COL	Amado Guevara	Goal	Joe Cannon
06/18/2005	vs. CLB	Youri Djorkaeff	Goal	Bill Gaudette
06/25/2005	vs. NE	Youri Djorkaeff	Goal	Matt Reis
07/09/2005	vs. LA	Amado Guevara	Goal	Kevin Hartman
08/21/2005	vs. CHV	Amado Guevara	Goal	Brad Guzan
08/21/2005	vs. CHV	Amado Guevara	Goal	Brad Guzan
07/14/2006	vs. COL	Amado Guevara	Goal	Joe Cannon
09/16/2006	vs. CLB	Youri Djorkaeff	Saved	Bill Gaudette
09/23/2006	at DC	Amado Guevara	Goal	Troy Perkins
10/14/2006	vs. KC	Amado Guevara	Goal	Bo Oshoniyi
10/14/2006	vs. KC	Amado Guevara	Goal	Bo Oshoniyi
04/21/2007	vs. HOU	Clint Mathis	Saved	Pat Onstad
06/16/2007	vs. KC	Juan Pablo Angel	Goal	Kevin Hartman
08/22/2007	at DC	Juan Pablo Angel	Goal	Troy Perkins
09/15/2007	at CHI	Juan Pablo Angel	Goal	Matt Pickens
09/29/2007	vs. RSL	Juan Pablo Angel	Goal	Nick Rimando
10/13/2007	vs. KC	Juan Pablo Angel	Goal	Kevin Hartman

Red PK taken in playoff game;

\* PK taken in shootout round

## Opponent All-Time Penalty Kick Summary (continued)

DATE	OPP.	SHOOTER	RESULT	N.Y. GK
04/13/2002	at COL	John Spencer	Goal	Tim Howard
07/13/2002	vs. CHI	Josh Wolff	Saved	Tim Howard
07/24/2002	at KC	Igor Simutenkov	Saved	Tim Howard
07/31/2002	vs. CLB	Brian McBride	Goal	Tim Howard
09/21/2002	at NE	Taylor Twellman	Goal	Paul Grafer
05/24/2003	vs. DAL	Jason Kreis	Saved	Tim Howard
07/05/2003	at DC	Marco Etcheverry	Goal	Tim Howard
09/06/2003	at KC	Preki	Goal	Jonny Walker
09/28/2003	at DC	Marco Etcheverry	Goal	Jonny Walker
10/11/2003	vs. DAL	Eddie Johnson	Saved	Jonny Walker
05/08/2004	at SJ	Ronnie Ekelund	Goal	Jonny Walker
06/19/2004	vs. LA	Andreas Herzog	Goal	Zach Wells
07/28/2004	at KC	Chris Klein	Goal	Jonny Walker
07/28/2004	at KC	Chris Klein	Saved	Jonny Walker
08/29/2004	vs. CLB	Ross Paule	Goal	Jonny Walker
05/28/2005	vs. COL	Kyle Martino	Saved	Zach Wells
05/31/2005	vs. CHI	Jesse Marsch	Goal	Zach Wells
06/04/2005	vs. LA	Jovan Kirovski	Goal	Zach Wells
06/18/2005	vs. COL	Chris Hendersson	Saved	Zach Wells
07/04/2005	vs. RSL	Jason Kreis	Goal	Zach Wells
05/13/2006	vs. CHI	Diego Gutierrez	Goal	Jon Conway
05/20/2006	vs. CHV	Paco Palencia	Goal	Jon Conway
06/03/2006	vs. KC	Jose Burciaga Jr.	Goal	Tony Meola
07/29/2006	vs. HOU	Dwayne De Rosario	Goal	Jon Conway
05/05/2007	at RSL	Jeff Cunningham	Goal	Jon Conway
08/22/2007	at DC	Jaime Moreno	Goal	Ronald Waterreus
08/25/2007	at NE	Shalrie Joseph	Wide Left	Jon Conway
09/09/2007	at CHV	Ante Razov	Goal	Ronald Waterreus
09/15/2007	at CHI	Cuauhtemoc Blanco	Goal	Ronald Waterreus
10/13/2007	vs. KC	Eddie Johnson	Saved	Jon Conway

CONTINUE →

## Red Bulls All-Time Penalty Kicks Summary (continued)

DATE	OPP.	SHOOTER	RESULT	N.Y. GK
04/05/2008	vs. CLB	Juan Pablo Angel	Saved	Will Hesmer
04/27/2008	vs. SJ	Mike Magee	Goal	Joe Cannon
09/27/2008	vs. COL	Juan Pablo Angel	Goal	Preston Burpo
11/09/2008	at HOU	Juan Pablo Angel	Goal	Pat Onstad
05/30/2009	vs. COL	Juan Pablo Angel	Goal	Matt Pickens
07/19/2009	vs. LA	Juan Pablo Angel	Goal	Donovan Ricketts
07/19/2009	vs. LA	Juan Pablo Angel	Saved	Donovan Ricketts
04/17/2010	vs. DAL	Juan Pablo Angel	Saved	Dario Sala
04/17/2010	vs. DAL	Juan Pablo Angel	Goal	Dario Sala
04/24/2010	vs. PHI	Juan Pablo Angel	Goal	Chris Seitz
08/21/2010	vs. TOR	Juan Pablo Angel	Goal	Stefan Frei
09/24/2010	vs. LA	Juan Pablo Angel	Goal	Donovan Ricketts
03/019/2011	vs. SEA	Thierry Henry	Saved	Kasey Keller
04/30/2011	vs. KC	Rafa Marquez	Saved	Jimmy Nielsen
05/15/2011	vs. CHV	Dwayne De Rosario	Goal	Dan Kennedy
06/19/2011	at POR	Dwayne De Rosario	Goal	Troy Perkins
09/24/2011	vs. POR	Luke Rodgers	Goal	Troy Perkins
03/31/2012	vs. MTL	Kenny Cooper	Goal	Donovan Ricketts
05/19/2012	at MTL	Kenny Cooper	Goal	Donovan Ricketts
10/27/2012	at PHI	Kenny Cooper	Goal	Zac MacMath
11/08/2012	vs. DCU	Kenny Cooper	Saved	Joe Willis
07/13/2013	vs. MTL	Peguy Luyindula	Goal	Troy Perkins
07/27/2013	vs. RSL	Fabian Espindola	Goal	Jeff Attinella
07/27/2013	vs. RSL	Fabian Espindola	Goal	Jeff Attinella
04/05/2014	at MTL	Peguy Luyindula	Right Post	Troy Perkins
04/23/2014	vs. HOU	Bradley Wright-Phillips	Goal	Tally Hall
05/10/2014	vs. CHI	Bradley Wright-Phillips	Goal	Sean Johnson
05/24/2014	vs. POR	Bradley Wright-Phillips	Goal	Donovan Ricketts
07/19/2014	vs. SJ	Bradley Wright-Phillips	Goal	Jon Busch
09/06/2014	vs. SKC	Bradley Wright-Phillips	Goal	Andy Gruenebaum
09/13/2014	at PHI	Peguy Luyindula	Goal	Zac MacMath
09/20/2014	vs. SEA	Bradley Wright-Phillips	Goal	Stefan Frei

Red PK taken in playoff game;

\* PK taken in shootout round

## Opponent All-Time Penalty Kick Summary (continued)

DATE	OPP.	SHOOTER	RESULT	N.Y. GK
05/25/2008	vs. CHI	Cuauhtemoc Blanco	Goal	Jon Conway
08/30/2008	at DC	Jaime Moreno	Wide Left	Jon Conway
09/27/2008	vs. COL	Conor Casey	Goal	Jon Conway
04/23/2009	at KC	Claudio Loepz	Goal	Jon Conway
05/02/2009	at LA	Landon Donovan	Goal	Jon Conway
05/30/2009	vs. COL	Mehdi Ballouchy	Goal	Jon Conway
06/04/2009	at DC	Jaime Moreno	Goal	Jon Conway
06/13/2009	at TOR	Amado Guevara	Save	Danny Cepero
09/26/2009	at CHV	Sacha Kljestan	Wide Left	Bounaoundoul
10/03/2009	at SJ	Ryan Johnson	Goal	Bounaoundoul
07/31/2010	vs. HOU	Brad Davis	Goal	Bounaoundoul
07/31/2010	vs. HOU	Brad Davis	Miss High	Bounaoundoul
05/21/2011	at HOU	Brad Davis	Goal	Greg Suttton
05/25/2011	vs. COL	Jeff Larentowicz	Save	Greg Suttton
05/28/2011	at VAN	Eric Hassli	Goal	Greg Suttton
06/10/2011	vs. NE	Shalrie Joseph	Save	Greg Suttton
06/19/2011	at POR	Jack Jewsbury	Off Right Post	Greg Suttton
08/06/2011	at RSL	Alvaro Saborio	Goal	Bounaoundoul
11/03/2011	at LA	Landon Donovan	Goal	Frank Rost
05/19/2012	at MTL	Bernardo Corradi	Goal	Ryan Meara
03/10/2013	at SJ	Chris Wondolowski	Goal	Luis Robles
04/07/2013	at CHI	Chris Rolfe	Wide Left	Luis Robles
05/04/2013	at CLB	Federico Higuain	Save	Luis Robles
05/26/2013	vs. CLB	Federico Higuain	Goal	Luis Robles
07/27/2013	vs. RSL	Alvaro Saborio	Goal	Luis Robles
08/10/2013	at CLB	Federico Higuain	Goal	Luis Robles
08/27/2013	at CHV	Erick Torres	Goal	Luis Robles
08/31/2013	vs. DCU	Dwayne De Rosario	Save	Luis Robles
09/29/2013	at SEA	Brad Evans	Goal	Luis Robles
10/05/2013	vs. NE	Lee Nguyen	Goal	Luis Robles
03/08/2014	at VAN	Kenny Miller	Goal	Luis Robles
03/15/2014	vs. COL	Vicente Sanchez	Goal	Luis Robles
03/30/2014	vs. CHV	Eric Torres	Goal	Luis Robles
04/16/2014	vs. PHI	Sebastien Le Toux	Goal	Luis Robles
05/04/2014	at DAL	Blas Perez	Save	Luis Robles
04/26/2014	at CLB	Jairo Arrieta	Goal	Luis Robles
07/04/2014	at HOU	Brad Davis	Goal	Luis Robles
07/16/2014	at PHI	Sebastien Le Touc	Goal	Luis Robles
08/10/2014	at CHI	Mike Magee	Goal	Luis Robles
09/13/2014	at PHI	Sebastien Le Touch	Goal	Luis Robles

## NEW YORK RED BULLS OWN GOAL HISTORY

### NEW YORK OWN GOALS

DATE	PLAYER	MIN.	GAME
04/20/1996	Nicola Caricola	90'	NE 1 at NY 0
07/04/1996	Nicola Caricola	68'	NY 1 at COL 2
09/01/1996	Damian Silvera	70'	NY 2 at COL 3 (SO)
09/06/1998	Mike Duhaney	25'	NY 3 at COL 4
09/16/1998	Rhett Harty	67'	DC 5 at NY 0
07/18/2001	Mark Chung	62'	NY 1 at CLB 2
10/01/2005	Jeff Agoos	47'	DC 4 at NY 1
09/23/2006	Carlos Mendes	10'	NY 3 at DC 4
08/25/2007	Carlos Mendes	80'	NY 1 at NE 2
10/04/2007	Chris Leitch	66'	NY 1 at TFC 2
04/10/2010	Bouna Coundoul	46'	NY 0 at CHV 2
05/29/2010	Tim Ream	24'	NY 2 at NE 3
06/19/2011	Stephen Keel	49'	NY 3 at POR 3
03/03/2013	Jamison Olave	83'	NY 3 at POR 3
04/20/2013	Brandon Barklage	6'	NE 1 at NY 4

### OPPONENTS' OWN GOALS

DATE	PLAYER	MIN.	GAME
05/04/1996	Cle Kooiman	72'	TB 3 at NY 4 (SO)
08/23/1997	Joey Martinez	60'	NY 2 at DAL 1
07/29/1998	Matt McKeon	13'	KC 2 at NY 1 (SO)
04/22/2000	Jeff Agoos	9'	NY 3 at DC 2
07/18/2001	Mike Lapper	81'	NY 1 at CLB 2
07/21/2001	Carey Talley	86'	DC 1 at NY 2
03/23/2002	Carlos Llamasa	72'	NE 1 at NY 3
07/12/2003	Daouda Kante	73'	NY 3 at NE 3
07/23/2005	Ricardo Clark	32'	NY 1 at SJ 2
07/27/2008	Eric Denton	4'	NY 1 at SJ 1
03/28/2009	Jay Heaps	35'	NY 1 at NE 1
08/21/2010	Joseph Nane	38'	NY 4 at TOR 1
09/16/2010	Jair Benitez	82'	NY 2 at FCD 2
06/10/2011	Ryan Cochrane	37'	NE 1 at NY 2
06/23/2011	Zach Scott	58'	NY 2 at SEA 4
08/26/2012	Kei Kamara	28'	NY 1 at SKC 1
06/01/2013	Greg Klazura	51'	VAN 2 at NY 1
09/29/2013	Erick	76'	DAL 0 at NY 1

## NEW YORK RED BULLS RED CARD HISTORY

### WHEN RECEIVING A RED CARD: 32-46-18 (101 CARDS)

DATE	OPPONENT	PLAYER	TIME	REASON	RESULT	DATE	OPPONENT	PLAYER	TIME	REASON	RESULT
05/12/1996	at DC	Ramos	77'	2 Yellows	SOW	05/12/2001	vs. LA	Villegas	84'	Hard foul	W
06/09/1996	vs. LA	Caricola	65'	Pushing Referee	L	06/03/2001	at NE	P. Alvarez	97+'	2 Yellows	T
09/21/1996	at TB	da Silva	68'	2 Yellows	L	08/11/2001	at DAL	Petke	39'	2 Yellows	L
08/15/1997	at COL	Branco	83'	Tackle from behind	L	09/23/2001	at LA	Gilmar	65'	Dangerous Play	T
08/17/1997	at KC	Ramos	41'	Dissent	L	04/13/2002	at COL	Paule	57'	2 Yellows	W
09/06/1997	at SJ	Branco	66'	Hard foul	L	04/20/2002	vs. CHI	Ramos	34'	Serious Foul Play	L
09/25/1997	vs. CLB	Branco	63'	Hard foul	L	05/04/2002	vs. DAL	Petke	45'	Violent Conduct	L
04/11/1998	at CHI	Sorber	90'	2 Yellows	W	05/11/2002	at SJ	Serna	91+'	Violent Conduct	L
04/25/1998	vs. SJ	Rooney	71'	Violent Conduct	W	06/29/2002	at NE	Diallo	32'	Violent Conduct	W
04/25/1998	vs. SJ	Zavagnin	78'	Violent Conduct	W	07/31/2002	vs. COL	Addo	45'	Tackle from behind	L
07/19/1998	vs. CLB	Ramos	60'	Dissent	W	08/31/2002	at LA	Ziadie	62'	Repeated foul	L
07/25/1998	vs. CHI	Rooney	89'	Extreme force	W	09/14/2002	at DC	Mathis	30'	Serious Foul Play	L
08/09/1998	at SJ	Zavagnin	72'	2 Yellows	L	09/14/2002	at DC	Howard	93+'	Denying Goal Scoring Opp.	L
09/06/1998	at CLB	Semioli	51'	2 Yellows	L	05/17/2003	at COL	DiGiamarino	81'	2 Yellows	W
09/06/1998	at CLB	Palacios	75'	Extreme force	L	07/05/2003	at DC	Arena	35'	2 Yellows	W
09/16/1998	vs. DC	Vega	7'	Ungentlmanly conduct	L	07/26/2003	at COL	Guevara	28'	2 Yellows	L
03/20/1999	at MIA	Palacios	82'	Tackle from behind	SOW	09/28/2003	at DC	Mathis	87'	2 Yellows	T
04/03/1999	vs. DC	Walsh	65'	Tackle from behind	L	08/29/2004	vs. CLB	Guevara	90'	2 Yellows	T
06/12/1999	vs. COL	Semioli	68'	2 Yellows	L	10/17/2004	at DC	Ziadie	68'	2 Yellows	L
06/20/1999	at KC	Corrales	74'	Tackle from behind	L	05/21/2005	vs. NE	Ibrahim	66'	2 Yellows	T
08/11/1999	vs. DC	Petke	34'	2 Yellows	L	08/10/2005	at DC	Guevara	45'	2 Yellows	L
08/14/1999	vs. KC	Curcic	23'	Extreme force	L	09/10/2005	at KC	Regan	65'	2 Yellows	W
05/13/2000	at KC	Corrales	69'	2 Yellows	L	10/05/2005	at CHI	Razov	80'	Violent Conduct	T
05/27/2000	vs. CHI	Zambrano*	90'	Ungentlmanly conduct	W	07/29/2006	at HOU	O'Rourke	71'	2 Yellows	T
06/16/2000	vs. NE	D. Hernandez	81'	Ungentlmanly conduct	W	09/09/2006	at NE	Guevara	81'	2 Yellows	L
07/15/2000	at NE	Walsh	78'	Dangerous play	W	09/16/2006	vs. CLB	Magee	64'	Violent Conduct	W
07/22/2000	vs. MIA	Petke	78'	Extreme force	W	09/30/2006	at CHI	Wynne	81'	2 Yellows	W
08/06/2000	at CHI	Ramos	70'	Violent Conduct	L	04/21/2007	vs. HOU	Mathis	36'	Serious Foul Play	W
08/12/2000	vs. NE	Shak	68'	2 Yellows	W	06/02/2007	at KC	Mathis	36'	Violent Conduct	L
09/05/2000	vs. MIA	Perez	94+'	Violent Conduct	W	07/14/2007	vs. NE	Angel	91+'	Serious Foul Play	L
09/05/2000	vs. MIA	Myers	94+'	Violent Conduct	W	10/04/2007	at TOR	Vide	64'	2 Yellows	L
04/21/2001	vs. TB	P. Alvarez	28'	2 Yellows	L	04/05/2008	vs. CLB	Parke	81'	2 Yellows	W
04/28/2001	vs. DAL	Comas	59'	2 Yellows	W	05/17/2008	vs. KC	van den Bergh	77'	Violent Conduct	T

Red Red Card given in Playoffs

\* Red card given to coach

CONTINUE →

DATE	OPPONENT	PLAYER	TIME	REASON	RESULT
05/17/2008	vs. KC	Osorio*	84'	Ungentlmanly conduct	T
08/17/2008	vs. TOR	Cichero	46'	Serious Foul Play	W
09/18/2008	at CLB	Goldthwaite	89'	Serious Foul Play	L
10/09/2008	at RSL	Pietravollo	83'	Violent Conduct	T
04/11/2009	at HOU	Johnson	78'	Violent Conduct	T
04/18/2009	vs. RSL	Hall	66'	Serious Foul Play	W
04/23/2009	at KC	Johnson	2'	Denying Goal Scoring Opp.	L
05/16/2009	vs. HOU	Rojas	35'	Serious Foul Play	T
06/13/2009	at TOR	Petke	PG	Dissent	L
07/25/2009	at COL	Ubiparipovic	45'	Serious Foul Play	L
08/23/2009	vs. FCD	Goldthwaite	60'	Serious Foul Play	W
09/12/2009	vs. KC	Johnson	PG	2 Yellows	L
05/08/2010	at SJ	Sassano	13'	Serious Foul Play	L
05/29/2010	at NE	Mendes	56'	2 Yellows	L
05/29/2010	at NE	Miller	75'	Serious Foul Play	L
06/19/2011	at POR	Henry	93'+	Violent Conduct	T
07/23/2011	vs. DAL	Richards	80'	2 Yellows	T
08/20/2011	at NE	Tainio	69'	2 Yellows	T
09/10/2011	vs. VAN	Solli	45'+	Denying Goal Scoring Opp.	T
10/15/2011	at KC	Henry	28'	Violent Conduct	L
10/26/2011	at DAL	Solli	79'	Hard Foul	W
10/30/2011	vs. LA	Marquez	96'+	Unsportsmanlike Conduct	L

DATE	OPPONENT	PLAYER	TIME	REASON	RESULT
05/19/2012	at MTL	Palsson	58'	2 Yellows	W
09/22/2012	at NE	Lade	74'	2 Yellows	T
11/08/2012	vs. DC	Marquez	75'	2 Yellows	L
03/23/2013	at MTL	Barklage	74'	2 Yellows	L
04/17/2013	vs. SKC	Juninho	91'+	Unsportsmanlike Conduct	L
06/01/2013	vs. VAN	Olave	75'	2 Yellows	L
06/23/2013	at PHI	Sam	28'	Hard foul	L
08/31/2013	vs. DCU	Sekagya	72'	Hard foul	W
11/03/2013	at HOU	Olave	65'	Hard foul	T
04/16/2014	vs. PHI	Sekagya	76'	Playing w/ arm in goal area	W
08/02/2014	vs. NE	Miazga	47'	Serious Foul Play	W
10/04/2014	vs. HOU	Cahill	89'	Serious Foul Play	W
11/08/2014	at DC	Miller	78'	Serious Foul Play	L

Red Red Card given in Playoffs

\* Red card given to coach

CONTINUE →

## WHEN OPPONENTS RECEIVE A RED CARD: 30-26-15 (75 CARDS)

DATE	OPPONENT	PLAYER	TIME	REASON	RESULT	DATE	OPPONENT	PLAYER	TIME	REASON	RESULT
05/16/1996	vs. COL	Houghton*	18'	Dissent	W	07/02/2003	vs. SJ	Corrales (bench)	85'	Violent Conduct	T
06/002/1996	at DAL	W. Rodriguez	67'	2 Yellows	W	08/13/2003	vs. KC	Fabro	100'	Serious Foul Play	T
07/28/1996	vs. SJ	Doyle	43'	Ungentlemanly Conduct	W	08/08/2004	vs. LA	Albright	68'	Violent Conduct	W
07/28/1996	vs. SJ	B. Lewis	81'	Ungentlemanly Conduct	W	07/01/2005	at NE	John	83'	Violent Conduct	L
08/27/1996	at DC	Moreno	88'	Ungentlemanly Conduct	L	07/29/2006	at HOU	De Rosario	71'	Violent Conduct	T
05/09/1997	vs. SJ	B. Lewis	68'	Hand Ball	L	08/26/2006	vs. RSL	Stewart	8'	Denying Goal Scoring Opp.	W
06/13/1997	vs. COL	Kmosko	60'	2 Yellows	L	09/16/2006	vs. CLB	Ngwenya	35'	Violent Conduct	W
08/03/1997	vs. TB	Hejduk	62'	2 Yellows	L	09/16/2006	vs. CLB	Gonzalez	71'	Violent Conduct	W
08/23/1997	at DAL	Damian	74'	Hard Foul	W	09/23/2006	at DC	Erpen	61'	Violent Conduct	L
09/20/1997	at NE	Chronopoulos	88'	2 Yellows	L	10/07/2006	at COL	Petke	94+'	2 Yellows	T
04/11/1998	vs. LA	Fraser	46'	Serious Foul Play	L	10/14/2006	vs. KC	Garcia	87'	Serious Foul Play	W
04/25/1998	vs. SJ	Barrett	14'	Tackle From Behind	W	06/10/2007	at DC	Boswell	60'	2 Yellows	L
05/31/1998	at NE	McKinley	44'	Hand Ball	SOW	07/22/2007	vs. DC	Fred	92+'	Serious Foul Play	W
08/18/1998	vs. COL	Vaudreuil	34'	Foul Tackle	W	08/12/2007	vs. TFC	Pozniak	65'	Serious Foul Play	W
08/29/1998	at DAL	Deering	30'	Tackle From Behind	L	09/15/2007	at CHI	Conde	67'	2 Yellows	T
05/01/1999	vs. LA	Mathis	74'	Extreme Force	SOL	10/04/2007	at TFC	Boyens	67'	Serious Foul Play	L
05/15/1999	vs. MIA	Gutierrez	19'	Violent Conduct	W	04/19/2008	vs. NE	Castro	46'	Serious Foul Play	T
06/12/1999	vs. COL	Anderson	44'	Denying Goal Scoring Opp.	L	04/05/2009	at CHI	Thorrington	14'	Denying Goal Scoring Opp.	L
04/08/2000	at SJ	Conrad	91+'	2 Yellows	L	04/11/2009	at HOU	Chabala	93+'	Serious Foul Play	T
05/27/2000	vs. CHI	Razov	90'	Ungentlemanly Conduct	W	06/26/2010	at KC	Arnaud	90'	Serious Foul Play	W
06/17/2000	vs. NE	L. Alvarez	84'	2 Yellows	W	07/17/2010	at CLB	Hejduk	90'	Serious Foul Play	L
08/26/2000	at DAL	Rodriguez	77'	Dissent	W	07/31/2010	at HOU	Palmer	44'	Serious Foul Play	T
09/05/2000	vs. MIA	Heaps	94+'	Violent Conduct	W	08/21/2010	at TOR	Attakora	60'	Hand Ball	W
09/05/2000	vs. MIA	McKinley	94+'	Violent Conduct	W	09/16/2010	at FCD	Shea	29'	Serious Foul Play	T
09/20/2000	at DAL	Deering	67'	2 Yellows	W	07/02/2011	at SJ	Burling	91+'	2 Yellows	T
04/21/2001	vs. TB	Diallo	88'	Serious Foul Play	L	08/20/2011	at NE	Mansally	55'	2 Yellows	T
06/13/2001	at DC	Alegria	83'	Serious Foul Play	L	09/24/2011	vs. POR	Alhassan	64'	Denying Goal Scoring Opp.	W
08/04/2001	vs. MIA	McKinley	36'	2 Yellows	W	10/30/2011	vs. LA	Juninho	96+'	Unsportsmanlike Conduct	L
08/04/2001	vs. MIA	Bishop	85'	Ungentlemanly Conduct	W	05/13/2012	at PHI	Adu	43'	2 Yellows	W
08/19/2001	vs. CLB	Warzycha	48+'	Hand Ball	L	11/03/2012	at DC	Najar	71'	2 Yellows	T
09/01/2001	vs. CHI	C.J. Brown	25'	Denying Goal Scoring Opp.	L	11/08/2012	vs. DC	Hamid	69'	Denying Goal Scoring Opp.	L
09/23/2001	at LA	Caligiuri	83'	Dangerous Play	T	10/05/2013	vs. NE	Dorman	86'	Hard Foul	T
09/26/2001	vs. LA	Vanney	48'	2 Yellows	W	05/04/2014	vs. DAL	Watson	10'	Serious Foul Play	W
09/29/2001	at LA	Califf	71'	Dangerous Play	L	07/12/2014	vs. CLB	Anor	85'	Fighting	W
03/27/2002	vs. CLB	McCarty	71'	2 Yellows	L	09/10/2014	vs. DC	Espindola	32'	Serious Foul Play	W
04/06/2002	at CLB	D. Torres	73'	Professional Foul	W-OT	10/11/2014	vs. TOR	Haglund	86'	Serious Foul Play	W
05/04/2002	vs. DAL	J. Rodriguez	80'	Tackle From Behind	L						
05/25/2002	vs. KC	Preki	93+'	Professional Foul	T						
06/26/2002	vs. COL	Mastroeni	32'	Serious Foul Play	L						

Red Red Card given in Playoffs

\* Red card given to coach

## NEW YORK RED BULLS MULTI-GOAL GAMES

### WHEN A NEW YORK PLAYER SCORES MORE THAN ONE GOAL: 63-7-12

Change! 63-7-12 is from last year

DATE	OPPONENT	PLAYER	KEEPER	RESULT
05/04/1996	vs. TB	Savarese (2)	Dougherty	SOW
05/16/1996	vs. COL	Savarese (3)	Woods	W
07/10/1996	vs. DAL	Savarese (2)	Dodd	W
08/14/1996	vs. NE	Johnson (2)	Heany	W
08/21/1996	vs. DC	DeAvila (2)	Simpson	L
09/10/1996	vs. LA	Joseph (2)	Kramer	W
04/12/1997	vs. NE	Savarese (2)	Zenga	W
07/13/1997	vs. COL	DeAvila (2)	Hahnemann	W
07/13/1997	vs. COL	Ramos (2)	Hahnemann	W
08/03/1997	vs. TB	DeAvila (2)	Dougherty	L
08/17/1997	at KC	Savarese (2)	Ammann	SOL
08/29/1997	vs. SJ	Savarese (2)	Kramer	W
05/16/1998	vs. DC	Savarese (2)	Garlick	W
05/23/1998	vs. MIA	Rooney (2)	Cassar	W
06/13/1998	vs. MIA	Savarese (2)	Budnick	W
06/24/1998	vs. NE	Kelly (2)	Feuer	W
07/19/1998	vs. CLB	Hurtado (2)	Sommer	W
08/18/1998	vs. COL	Savarese (2)	Hahnemann	W
09/06/1998	vs. CLB	Savarese (2)	Sommer	L
03/20/1999	at MIA	Hurtado (2)	Hudock	SOW
05/06/2000	at CLB	Valencia (2)	Napoleon	W
05/20/2000	vs. TB	Valencia (2)	Garlick	OTW
07/22/2000	vs. MIA	Comas (2)	Rimando	W
08/12/2000	vs. NE	Valencia (2)	Sommer	W
08/16/2000	at TB	Comas (2)	Garlick	OTL
08/20/2000	vs. COL	Mathis (2)	Kramer	W
08/26/2000	at DAL	Mathis (5)	Jordan	W
09/09/2000	at NE	Comas (3)	Causey	L
05/02/2001	vs. KC	Mathis (3)	Meola	W
07/07/2001	at MIA	Valencia (2)	Rimando	W
09/07/2001	vs. NE	Faria (2)	J. Fernandez	W
06/15/2002	vs. LA	Diallo (4)	Hartman	W
07/20/2002	vs. NE	Diallo (2)	Sommer	W
07/24/2002	at KC	Faria (2)	Oshoniyi	W
09/05/2002	at DAL	Faria (2)	Jordan	W
07/02/2003	vs. SJ	Mathis (2)	Onstad	T
09/06/2003	at KC	Mathis (2)	Meola	W
04/17/2004	vs. DC	Taylor (2)	Warren	W
05/08/2004	at SJ	Glen (2)	Onstad	T
04/16/2005	vs. KC	Galvan Rey (2)	Oshoniyi	T
04/30/2005	at COL	Guevara (3)	Cannon	W
05/14/2005	at CHI	Goven (2)	Thornton	W
06/18/2005	vs. CLB	Razov (2)	Gaudette	W
08/06/2005	at FCD	Djorkaeff (2)	Cassar	T
08/21/2005	vs. CHV	Guevara (3)	Guzan	T
09/17/2005	vs. NE	Djorkaeff (2)	Reis	W
09/17/2005	vs. NE	Magee (2)	Reis	W
10/05/2005	at CHI	Goven (2)	Thornton	T
05/20/2006	vs. CHV	Peguero (3)	Guzan	W

DATE	OPPONENT	PLAYER	KEEPER	RESULT
05/20/2006	vs. CHV	Stammler (2)	Guzan	W
08/26/2006	vs. RSL	Buddle (3)	Nolly	W
09/30/2006	at DC	Guevara (2)	Perkins	L
10/14/2006	vs. DC	Guevara (3)	Oshoniyi	W
05/05/2007	at RSL	Mathis (2)	Seitz	T
05/24/2007	vs. CHI	Angel (2)	Pickens	W
06/06/2007	at TOR	Angel (2)	Djekanovic	W
06/16/2007	vs. KC	Angel (2)	Hartman	T
08/12/2007	vs. TOR	Altidore (2)	Stamatopoulos	W
08/18/2007	vs. LA	Altidore (2)	Cannon	W
08/18/2007	vs. LA	Angel (2)	Cannon	W
10/13/2007	vs. KC	Angel (2)	Hartman	W
08/10/2008	vs. DC	Angel (2)	Wells	W
10/18/2008	vs. CLB	Angel (2)	Gruenebaum	W
05/08/2009	vs. SJ	Rojas (2)	Cannon	W
08/23/2009	vs. FCD	Angel (2)	Sala	W
10/25/2009	vs. TOR	Angel (2)	Edwards	W
10/25/2009	vs. TOR	Kandji (2)	Edwards	W
04/17/2010	vs. FCD	Angel (2)	Sala	W
06/26/2010	at KC	Angel (2)	Nielsen	W
07/31/2010	at HOU	Angel (2)	Hall	T
04/16/2011	vs. SJ	Rodgers (2)	Busch	W
04/21/2011	at DC	Henry (2)	Hamid	W
07/02/2011	at SJ	Lindpere (2)	Busch	T
07/06/2011	vs. TOR	Agudelo (2)	Frei	W
08/20/2011	at NE	Richards (2)	Shuttleworth	T
03/25/2012	vs. COL	Henry (2)	Pickens	W
03/25/2012	vs. COL	Cooper (2)	Pickens	W
03/31/2012	vs. MTL	Henry (3)	Ricketts	W
04/07/2012	at CLB	Cooper (2)	Gruenebaum	W
04/07/2012	at CLB	Henry (2)	Gruenebaum	W
06/24/2012	vs. DCU	Barkalge (2)	Hamid	W
07/21/2012	vs. PHI	Cooper (2)	MacMath	W
09/15/2012	vs. CLB	Henry (2)	Gruenebaum	W
09/29/2012	vs. TOR	Cooper (2)	Hall	W
10/27/2012	at PHI	Cooper (2)	MacMath	W
03/03/2013	at POR	Espindola (2)	Ricketts	T
04/27/2013	at TOR	Cahill (2)	Bendik	W
05/08/2013	vs. MTL	Henry (2)	Perkins	W
07/27/2013	vs. RSL	Espindola (2)	Attinella	W
04/23/2014	vs. HOU	Wright-Phillips (3)	Hall	W
05/10/2014	vs. CHI	Wright-Phillips (3)	Johnson	L
07/04/2014	vs. HOU	wright-Phillips (2)	Hall	T
08/23/2014	vs. MTL	Henry (2)	Bush	W
08/23/2014	vs. MTL	Wright-Phillips (2)	Bush	W
09/20/2014	vs. SEA	Wright-Phillips (3)	Frei	W
10/26/2014	at KC	Wright-Phillips (2)	Kronberg	W
10/30/2014	vs. KC	Wright-Phillips (2)	Kronberg	W



## NEW YORK RED BULLS HEAD-TO-HEAD vs. MLS TEAMS

### REGULAR SEASON

VS. TEAM	OVERALL						HOME GAMES						ROAD GAMES					
	GP	W-L-T	OT	SHO	GF	GA	GP	W-L-T	OT	SHO	GF	GA	GP	W-L-T	OT	SHO	GF	GA
Chicago	48	13-25-10	0-2-1	0-0	59	80	24	10-11-3	0-1-0	0-0	38	38	24	3-14-7	0-1-1	0-0	21	42
Colorado	38	15-17-6	0-0-1	0-0	58	58	19	9-7-3	0-0-0	0-0	40	29	19	6-10-3	0-0-1	0-0	18	29
Columbus	60	26-25-9	2-0-1	0-0	84	73	30	15-10-5	1-0-0	0-0	45	33	30	11-15-4	1-0-1	0-0	39	40
D.C. United	65	23-33-9	2-1-2	1-1	92	120	31	13-13-5	0-0-1	0-0	41	50	34	10-20-4	2-1-1	1-1	51	70
FC Dallas	41	20-17-4	1-0-1	1-0	57	61	21	11-8-2	0-0-1	1-0	30	30	20	9-9-2	1-0-0	0-0	27	31
Sporting KC	51	20-19-12	0-0-3	2-2	63	64	24	11-5-8	0-0-3	1-0	31	24	27	9-14-4	0-0-0	1-2	32	40
Los Angeles	40	18-16-6	0-0-2	1-1	56	57	21	12-7-2	0-0-1	1-1	34	27	19	6-9-4	0-0-1	0-0	22	30
New England	63	22-26-15	1-0-2	2-3	105	106	33	17-8-8	1-0-0	0-2	68	47	30	5-18-7	0-0-2	2-1	37	59
Miami	15	10-5-0	0-0-0	1-0	31	27	7	6-1-0	0-0-0	0-0	18	10	8	4-4-0	0-0-0	1-0	13	17
San Jose	35	10-16-9	0-0-4	0-2	50	54	18	8-4-6	0-0-4	0-0	33	18	17	2-12-3	0-0-0	0-2	17	36
Tampa Bay	22	9-13-0	1-1-0	3-0	30	43	11	4-7-0	1-0-0	2-0	15	24	11	5-6-0	0-1-0	1-0	15	19
Chivas USA	17	4-6-7	0-0-0	0-0	20	26	9	3-3-3	0-0-0	0-0	14	16	8	1-3-4	0-0-0	0-0	6	10
Real Salt Lake	17	4-5-8	0-0-0	0-0	25	25	8	4-1-3	0-0-0	0-0	17	9	9	0-4-5	0-0-0	0-0	8	16
Houston	21	10-3-8	0-0-0	0-0	33	19	11	8-0-3	0-0-0	0-0	19	4	10	2-3-5	0-0-0	0-0	14	15
Toronto FC	21	11-5-5	0-0-0	0-0	41	21	10	8-1-1	0-0-0	0-0	28	7	11	3-4-4	0-0-0	0-0	13	14
Seattle	9	3-3-3	0-0-0	0-0	12	13	5	2-1-2	0-0-0	0-0	8	5	4	1-2-1	0-0-0	0-0	4	8
Philadelphia	13	7-4-2	0-0-0	0-0	19	16	6	5-0-1	0-0-0	0-0	9	3	7	2-4-1	0-0-0	0-0	10	13
Portland	5	2-1-2	0-0-0	0-0	12	10	3	2-1-0	0-0-0	0-0	6	4	2	0-0-2	0-0-0	0-0	6	6
Vancouver	5	0-2-3	0-0-0	0-0	5	9	2	0-1-1	0-0-0	0-0	2	3	3	0-1-2	0-0-0	0-0	3	6
Montreal	8	5-2-1	0-0-0	0-0	20	12	4	4-0-0	0-0-0	0-0	15	5	4	1-2-1	0-0-0	0-0	5	7
<b>TOTALS</b>	<b>594</b>	<b>232-243-11</b>	<b>7-4-17</b>	<b>11-9</b>	<b>872</b>	<b>894</b>	<b>297</b>	<b>152-89-5</b>	<b>3-1-10</b>	<b>5-3</b>	<b>511</b>	<b>386</b>	<b>297</b>	<b>80-154-6</b>	<b>4-3-7</b>	<b>6-6</b>	<b>361</b>	<b>508</b>

### YEAR-BY-YEAR RECORD

	OVERALL						HOME GAMES						ROAD GAMES						FINISH	PLAYOFF RESULT
	W-L-T	PTS	OT	SHO	GF	GA	W-L-T	OT	SHO	GF	GA	W-L-T	OT	SHO	GF	GA				
1996	15-17-0	39	0-0-0	3-2	45	47	9-7-0	0-0-0	2-0	26	22	6-10-0	0-0-0	1-2	19	25	East 3	East Semifinals		
1997	13-19-0	35	0-0-0	2-2	43	53	9-7-0	0-0-0	1-0	25	22	4-12-0	0-0-0	1-2	18	31	East 5	Did not qualify		
1998	15-17-0	39	0-0-0	3-0	54	63	10-6-0	0-0-0	1-0	39	33	5-11-0	0-0-0	2-0	15	30	East 3	East Semifinals		
1999	7-25-0	15	0-0-0	3-5	32	64	3-13-0	0-0-0	1-3	17	30	4-12-0	0-0-0	2-2	15	34	East 6	Did not qualify		
2000	17-12-3	54	3-2-3	0-0	64	56	9-4-3	2-0-3	0-0	32	24	8-8-0	1-2-0	0-0	32	32	East 1	Semifinals		
2001	13-10-3	42	0-0-3	0-0	38	35	9-3-1	0-0-1	0-0	23	14	4-7-2	0-0-2	0-0	15	21	East 2	Quarterfinals		
2002	11-15-2	35	1-1-2	0-0	41	47	4-8-2	0-1-2	0-0	21	22	7-7-0	1-0-0	0-0	20	25	East 4	Did not qualify		
2003	11-10-9	42	3-1-9	0-0	40	40	5-6-4	1-0-4	0-0	17	19	6-4-5	2-1-5	0-0	23	21	East 3	Quarterfinals		
2004	11-12-7	40	0-0-0	0-0	47	49	7-4-4	0-0-0	0-0	22	17	4-8-3	0-0-0	0-0	25	32	East 3	Quarterfinals		
2005	12-9-11	47	0-0-0	0-0	53	49	6-3-7	0-0-0	0-0	28	27	6-6-4	0-0-0	0-0	25	22	East 4	Quarterfinals		
2006	9-11-12	39	0-0-0	0-0	41	41	8-3-5	0-0-0	0-0	24	17	1-8-7	0-0-0	0-0	17	24	East 4	Quarterfinals		
2007	12-11-7	43	0-0-0	0-0	47	45	9-3-3	0-0-0	0-0	30	16	3-8-4	0-0-0	0-0	17	29	East 3	Quarterfinals		
2008	10-11-9	39	0-0-0	0-0	42	48	9-3-3	0-0-0	0-0	30	20	1-8-6	0-0-0	0-0	12	28	East 5	MLS Cup Runner-up		
2009	5-19-6	21	0-0-0	0-0	27	47	5-6-4	0-0-0	0-0	24	20	0-13-2	0-0-0	0-0	3	27	East 7	Did not qualify		
2010	15-9-6	51	0-0-0	0-0	38	29	10-3-2	0-0-0	0-0	18	9	5-6-4	0-0-0	0-0	20	20	East 1	Quarterfinals		
2011	10-8-16	46	0-0-0	0-0	50	44	8-3-6	0-0-0	0-0	29	17	2-5-10	0-0-0	0-0	21	27	East 5	Quarterfinals		
2012	16-9-9	57	0-0-0	0-0	57	46	11-2-4	0-0-0	0-0	34	18	5-7-5	0-0-0	0-0	23	28	East 3	Quarterfinals		
2013	17-9-8	59	0-0-0	0-0	58	41	11-2-4	0-0-0	0-0	34	16	6-7-4	0-0-0	0-0	24	25	East 1	Quarterfinals		
2014	13-10-11	50	0-0-0	0-0	55	50	10-3-4	0-0-0	0-0	38	23	3-7-7	0-0-0	0-0	17	27	East 4	Semifinals		
<b>TOT.</b>	<b>232-243-11</b>	<b>793</b>	<b>7-4-17</b>	<b>11-9</b>	<b>872</b>	<b>894</b>	<b>152-89-5</b>	<b>3-1-10</b>	<b>5-3</b>	<b>511</b>	<b>386</b>	<b>80-154-6</b>	<b>4-3-7</b>	<b>6-6</b>	<b>361</b>	<b>508</b>				

## NEW YORK RED BULLS AGE-RELATED MILESTONES

### YOUNGEST PLAYER TO ...

play in a game	Eddie Gaven	16 yrs., 232 days	10/25/1986	06/14/2003	MET vs CHI
start a game	Eddie Gaven	16 yrs., 232 days	10/25/1986	06/14/2003	MET vs CHI
play a complete game	Eddie Gaven	16 yrs., 323 days	10/25/1986	09/13/2003	MET vs NE
score a goal	Eddie Gaven	16 yrs., 253 days	10/25/1986	07/05/2003	MET at DC
record an assist	Eddie Gaven	16 yrs., 345 days	10/25/1986	10/05/2003	MET at SJ
score 2 goals in a game	Eddie Gaven	17 yrs., 242 days	10/25/1986	06/23/2004	MET at LA
score 3 goals in a game	Clint Mathis	23 yrs., 275 days	11/25/1976	08/26/2000	MET at DAL
play a game as GK	Eddie Gaven	16 yrs., 253 days	10/25/1986	07/05/2003	MET at DC
start a game as GK	Tim Howard	19 yrs., 165 days	03/06/1979	08/18/1998	MET vs COL
play a CG as GK	Tim Howard	19 yrs., 165 days	03/06/1979	08/18/1998	MET vs COL
record a shutout	Tim Howard	21 yrs., 114 days	03/06/1979	06/28/2000	MET vs SJ
record a win	Tim Howard	19 yrs., 165 days	03/06/1979	08/18/1998	MET vs COL

### OLDEST PLAYER TO ...

play in a game	Lothar Matthaus	39 yrs., 172 days	03/21/1961	09/09/2000	MET at NE
start a game	Lothar Matthaus	39 yrs., 172 days	03/21/1961	09/09/2000	MET at NE
play a complete game	Lothar Matthaus	39 yrs., 168 days	03/21/1961	09/05/2000	MET vs MIA
score a goal	Youri Djorkaeff	38 yrs., 44 days	03/09/1968	04/22/2006	NY vs DC
record an assist	Lothar Matthaus	39 yrs., 144 days	03/21/1961	08/12/2000	MET vs NE
score 2 goals in a game	Youri Djorkaeff	37 yrs., 192 days	03/09/1968	09/17/2005	MET vs NE
score 3 goals in a game	Thierry Henry	34 yrs., 227 days	08/17/1977	03/31/2012	NY vs MTL
play a game as GK	Frank Rost	38 yrs., 112 days	06/30/1973	10/20/2011	NY vs PHI
start a game as GK	Frank Rost	38 yrs., 112 days	06/30/1973	10/20/2011	NY vs PHI
play a CG as GK	Frank Rost	38 yrs., 112 days	06/30/1973	10/20/2011	NY vs PHI
record a shutout	Frank Rost	38 yrs., 112 days	06/30/1973	10/20/2011	NY vs PHI
record a win	Frank Rost	38 yrs., 112 days	06/30/1973	10/20/2011	NY vs PHI

## NEW YORK RED BULLS ALL-TIME ATTENDANCE

### REGULAR SEASON

	OVERALL RECORD	HOME GAMES	TOTAL	AVERAGE	ROAD GAMES	TOTAL	ROAD ATTENDANCE AVERAGE	RANK	LARGEST HOME CROWD
1996	15-17-0	16	382,360	23,898	16	295,952	18,497	2nd	53,250 ( 6/09/96, 0-4 L vs. LA)
1997	13-19-0	16	270,288	16,893	16	245,763	15,360	3rd	26,322 ( 4/19/97, 1-2 L vs. DC)
1998	15-17-0	16	264,316	16,520	16	269,493	16,843	4th	56,404 ( 5/23/98, 4-2 W vs. MIA)
1999	7-25-0	16	235,301	14,706	16	230,602	14,413	7th	43,192 ( 5/29/99, 3-3 SOL vs. NE)
2000	17-12-3	16	281,938	17,621	16	205,264	12,829	3rd	41,609 ( 5/27/00, 4-1 W vs. CHI)
2001	13-10-3	13	270,477	20,806	13	203,266	15,636	2nd	41,794 ( 8/04/01, 2-1 W vs. MIA)
2002	11-15-2	14	254,174	18,155	14	204,060	14,576	3rd	45,511 ( 3/27/02, 0-1 L vs. CLB)
2003	11-10-9	15	237,326	15,822	15	216,485	14,432	4th	23,786 ( 4/12/03, 0-1 L vs. CLB)
2004	11-12-7	15	257,923	17,195	15	199,720	13,315	3rd	41,013 ( 6/30/04, 2-3 L vs. COL)
2005	12-9-11	16	241,230	15,077	16	213,506	13,344	6th	50,807 ( 5/31/05, 2-1 W vs. CHI)
2006	9-11-12	16	233,112	14,570	16	232,174	14,511	7th	52,425 ( 5/24/06, 1-2 L vs. DAL)
2007	12-11-7	15	247,948	16,530	15	245,844	16,390	5th	66,237 ( 8/18/07, 5-4 W vs. LA)
2008	10-11-9	15	238,925	15,928	15	234,331	15,622	8th	46,754 ( 7/19/08, 2-2 T vs. LA)
2009	5-19-6	15	187,359	12,491	15	245,981	16,399	12th	23,238 ( 7/16/09, 1-3 L vs. LA)
2010	15-9-6	15	276,616	18,441	15	273,429	18,229	5th	25,000 ( 8/14/10, 0-1 L vs. LA)
2011	10-8-16	17	335,740	19,749	17	368,480	21,675	5th	25,186 (10/04/11, 2-0 W vs. LA)
2012	16-9-9	17	310,782	18,281	17	314,189	18,482	9th	25,219 (10/20/12, 0-0 T vs. KC)
2013	17-9-8	17	330,832	19,461	17	321,735	18,926	8th	25,483 (6/30/13, 2-0 W vs. HOU)
2014	13-10-11	17	330,162	19,421	17	333,647	19,626	9th	25,000 ( 9/20/14, 4-1 W vs. SEA)
<b>TOTAL</b>	<b>233-243-129</b>	<b>297</b>	<b>5,186,809</b>	<b>17,451</b>	<b>297</b>	<b>4,853,921</b>	<b>16,269</b>		

### LARGEST REGULAR SEASON HOME ATTENDANCE AT GIANTS STADIUM

	DATE	TEAMS & SCORE	ATTENDANCE
1	Aug 18, 2007	NY 5 vs. LA 4	66,237
2	May 23, 1998	MET 4 vs. MIA 2	56,404
3	Jun 09, 1996	MET 0 vs. LA 4	53,250
4	May 24, 2006	NY 1 vs. FCD 2	52,425
5	May 31, 2005	MET 2 vs. CHI 1	50,807
6	Apr 20, 1996	MET 0 vs. NE 1	46,826
7	Jul 19, 2008	NY 2 vs. LA 2	46,754
8	Mar 27, 2002	MET 0 vs. CLB 1	45,511
9	May 29, 1999	MET 3 vs. NE 3	43,192
10	Aug 04, 2001	MET 2 vs. MIA 1	41,794

### LARGEST HOME ATTENDANCE AT RED BULL ARENA

	DATE	TEAMS & SCORE	ATTENDANCE
1	Jun 30, 2013	NY 2 vs. HOU 0	25,483 (Sellout)
2	Oct 20, 2012	NY 0 vs. SKC 0	25,219 (Sellout)
3	Jun 24, 2012	NY 3 vs. DC 2	25,187 (Sellout)
4	Oct 04, 2011	NY 2 vs. LA 0	25,186 (Sellout)
5	Aug 13, 2011	NY 2 vs. CHI 2	25,177 (Sellout)
6	Oct 20, 2011	NY 1 vs. PHI 0	25,044 (Sellout)
7	Sep 29, 2012	NY 4 vs. TOR 1	25,017 (Sellout)
8	Sep 24, 2011	NY 2 vs. POR 0	25,008 (Sellout)
9	Aug 14, 2010	NY 0 vs. LA 1	25,000 (Sellout)
10	Nov 23, 2014	NY 1 vs. NE 2	25,000 (Sellout)

## NEW YORK RED BULLS POSTSEASON RESULTS

### NEW YORK RED BULLS ALL-TIME POSTSEASON RESULTS

DATE	OPPONENT	RESULT	ATT.	W-L-T	RD. NOTES:
09/24/1996	D.C. United	W 3-2	14,416	1-0-0	QTR MET: De Avila (38) Savarese (75); DC: Diaz Arce (24) Moreno (56)
09/27/1996	at D.C. United	L 0-1	21,442	1-1-0	QTR DC: Etcheverry (72)
10/02/1996	at D.C. United	L 1-2	20,423	1-2-0	QTR MET: De Avila (86); DC: Rammel (67) Diaz Arce (89)
DATE	OPPONENT	RESULT	ATT.	W-L-T	RD. NOTES:
09/30/1998	at Columbus	L 3-5	10,996	0-1-0	QTR MET: Hurtado (53) Sorber (60) Joseph (80); CLB: McBride (9,12) Smith (33) Farrell (38) John (58)
10/03/1998	Columbus	L 1-2	11,686	0-2-0	QTR MET: Ramos (13); CLB: John (22)
DATE	OPPONENT	RESULT	ATT.	W-L-T	RD. NOTES:
09/15/2000	Dallas	W 2-1 (OT)	14,868	1-0-0	QTR MET: Mathis (34) Valencia (100); DAL: Rhine (67)
09/20/2000	at Dallas	W 2-1	7,555	2-0-0	QTR MET: Mathis (53,81); DAL: J. Rodriguez (82)
09/26/2000	at Chicago	L 0-3	7,141	2-1-0	SEM CHI: Stoitchkov (21) Kovalenko (35) Razov (84)
09/30/2000	Chicago	W 2-0	15,476	3-1-0	SEM MET: Chung (40) Valencia (84)
10/06/2000	at Chicago	L 2-3	10,133	3-2-0	SEM MET: Valencia (32,36); CHI: Brown (3) Stoitchkov (31) Razov (88)
DATE	OPPONENT	RESULT	ATT.	W-L-T	RD. NOTES:
09/23/2001	at Los Angeles	T 1-1 (OT)	11,580	0-0-1	QTR MET: Faria (29); LA: Caligiuri (63)
09/26/2001	Los Angeles	W 4-1	12,817	1-0-1	QTR MET: Faria (72,80) Chung (75) Valencia (83); LA: Victorine (4)
09/29/2001	at Los Angeles	L 2-4 (ST)	6,154	1-1-1	QTR MET: Villegas (49,61); LA: Victorine (21,33) Frye (56) Cienfuegos (98)
DATE	OPPONENT	RESULT	ATT.	W-L-T	RD. NOTES:
11/01/2003	New England	L 0-2	10,211	0-1-0	QTR NE: Fabbro (17) Noonan (65)
11/09/2003	at New England	T 1-1	14,823	0-1-1	QTR MET: Guevara (45); NE: Noonan (21)
DATE	OPPONENT	RESULT	ATT.	W-L-T	RD. NOTES:
10/23/2004	D.C. United	L 0-2	11,161	0-1-0	QTR DC: Stewart (67) Eskandarian (88)
10/30/2004	at D.C. United	L 0-2	15,763	0-2-0	QTR DC: Moreno (85) Namoff (89)
DATE	OPPONENT	RESULT	ATT.	W-L-T	RD. NOTES:
10/22/2005	New England	W 1-0	10,003	1-0-0	QTR MET: Guevara (34)
10/29/2005	at New England	L 1-3	9,581	1-1-0	QTR MET: Djorkaeff (59); NE: Cancela (68) Noonan (73) Smith (83)
DATE	OPPONENT	RESULT	ATT.	W-L-T	RD. NOTES:
10/21/2006	D.C. United	L 0-1	8,630	0-1-0	QTR DC: Gomez (77)
10/29/2006	at D.C. United	T 1-1	21,455	0-1-1	QTR NY: Altidore (70); DC: Gomez (86)
DATE	OPPONENT	RESULT	ATT.	W-L-T	RD. NOTES:
10/27/2007	New England	T 0-0	14,165	0-0-1	QTR
11/03/2007	at New England	L 0-1	10,116	0-1-1	QTR NE: Twellman (64)

CONTINUE →

DATE	OPPONENT	RESULT	ATT.	W-L-T	RD. NOTES:
11/01/2008	Houston	T 1-1	11,578	0-0-1	QTR NY: Angel (48); HOU: Kamara (85)
11/09/2008	at Houston	W 3-0	30,053	1-0-1	QTR NY: Richards (25) Angel (36) Wolyniec (81)
11/15/2008	at Real Salt Lake	W 1-0	20,008	2-0-1	SEM NY: van den Bergh (28)
11/23/2008	at Columbus	L 1-3	27,000	2-1-1	FIN NY: Wolyniec (51); CLB: Moreno (31) Marshall (53) Hejduk (82)
DATE	OPPONENT	RESULT	ATT.	W-L-T	RD. NOTES:
10/30/2010	at San Jose	W 1-0	10,525	1-0-0	QTR NY: Lindpere (55)
11/04/2010	San Jose	L 1-3	22,839	1-1-0	QTR NY: Angel (78); SJ: Convey (6,76) Wondolowski (81)
DATE	OPPONENT	RESULT	ATT.	W-L-T	RD. NOTES:
10/26/2011	at FC Dallas	W 2-0	10,017	1-0-0	WC NY: Lindpere (61) Henry (90)
10/30/2011	Los Angeles	L 0-1	22,663	1-1-0	QTR LA: Magee (15)
11/03/2011	at Los Angeles	L 1-2	27,000	1-2-0	QTR NY: Rodgers (4); LA: Magee (42) Donovan (75)
DATE	OPPONENT	RESULT	ATT.	W-L-T	RD. NOTES:
11/03/2012	at D.C. United	T 1-1	17,556	0-0-1	QTR: NY: Hamid (own goal 65); DC: Miller (own goal 61)
11/08/2012	vs. D.C. United	L 0-1	14,035	0-1-1	QTR: DC: DeLeon (88)
DATE	OPPONENT	RESULT	ATT.	W-L-T	RD. NOTES:
11/03/2013	at Houston	T 2-2	20,626	0-0-1	QTR: NY: Cahill (22) Alexander (32); HOU: R. Clark (51) Cummings (92+)
11/06/2013	vs. Houston	L 1-2 (OT)	22,264	0-1-1	QTR: NY: Wright-Phillips (23); HOU: Davis (36) Cummings (104)
DATE	OPPONENT	RESULT	ATT.	W-L-T	RD. NOTES:
10/30/2014	Sporting KC	W 2-1	15,518	1-0-0	WC: NY: Wright-Phillips (77,90); KC: Dwyer (53)
11/02/2014	D.C. United	W 2-0	18,054	2-0-0	QTR: NY: Wright-Phillips (40) Luyindula (73)
11/08/2014	at D.C. United	L 1-2	20,187	2-1-0	QTR: NY: Luyindula (57); DC: DeLeon (37) Franklin (91+)
11/23/2014	New England	L 1-2	25,000	2-2-0	SEM: NY: Wright-Phillips (27); NE: Bunbury (17) Jones (85)
11/29/2014	at New England	T 2-2	32,698	2-2-1	SEM: NY: Cahill (26) Luyindula (52); NE: Davies (41,70)

## PLAYOFF HISTORY

OPPONENT	NO. OF SERIES	SERIES W-L	GP	W-L-T	OT	SHO	GF	GA	LAST MTG.
Chicago	1	0-1	3	1-2-0	0-0-0	0-0	4	6	2000
Columbus	2	0-2	3	0-3-0	0-0-0	0-1	5	9	2008
D.C. United	5	1-4	11	2-7-2	0-0-0	1-0	8	15	2014
FC Dallas	2	2-0	3	3-0-0	1-0-0	0-0	6	2	2011
KC-Sporting KC	1	1-0	1	1-0-0	0-0-0	0-0	2	1	2014
Los Angeles	2	0-2	5	1-3-1	0-0-1	0-0	8	9	2011
New England	4	0-4	8	1-4-3	0-0-0	0-0	6	11	2014
San Jose	1	0-1	2	1-1-0	0-0-0	0-0	2	3	2010
Real Salt Lake	1	1-0	1	1-0-0	0-0-0	0-0	1	0	2008
Houston	2	1-1	4	1-1-2	0-1-0	0-0	7	5	2013
<b>TOTALS</b>	<b>21</b>	<b>6-15</b>	<b>41</b>	<b>12-21-8</b>	<b>1-1-1</b>	<b>1-1</b>	<b>49</b>	<b>61</b>	

## PLAYOFFS

YEAR	OVERALL RECORD	HOME GAMES	TOTAL	AVERAGE	ROAD GAMES	TOTAL	AVERAGE	RANK	LARGEST HOME CROWD
1996	1-2-0	1	14,416	14,416	2	41,865	20,933	5th	14,416 ( 9/24/96, 2-2 SOW vs. DC)
1998	0-2-0	1	11,686	11,686	1	10,996	10,996	6th	11,686 (10/03/98, 1-1 SOL vs. CLB)
2000	3-2-0	2	30,344	15,172	3	24,829	8,276	2d	15,476 ( 9/30/00, 2-0 W vs. CHI)
2001	1-1-1	1	12,817	12,817	2	17,734	8,867	4th	12,817 ( 9/26/01, 4-1 W vs. LA)
2003	0-1-1	1	10,211	10,211	1	14,823	14,823	7th	10,211 (11/01/03, 0-2 L vs. NE)
2004	0-2-0	1	11,161	11,161	1	15,763	15,763	4th	11,161 (10/23/04, 0-2 L vs. DC)
2005	1-1-0	1	10,003	10,003	1	9,581	9,581	8th	10,003 (10/22/05, 1-0 W vs. NE)
2006	0-1-1	1	8,630	8,630	1	21,455	21,455	7th	8,630 (10/21/06, 0-1 L vs. DC)
2007	0-1-1	1	14,165	14,165	1	10,116	10,116	5th	14,165 (10/27/07, 0-0 T vs. NE)
2008	2-1-1	1	11,578	11,578	2	50,061	25,031	6th	11,578 (11/01/08, 1-1 T vs. HOU)
2010	1-1-0	1	22,839	22,839	1	10,525	10,525	3d	22,839 (11/04/10, 1-3 L vs. SJ)
2011	1-2-0	1	22,663	22,663	2	37,017	18,509	4th	22,663 (10/30/11, 0-1 L vs. LA)
2012	0-1-1	1	14,035	14,035	1	17,556	17,556	7th	14,035 (11/08/12, 0-1 L vs. DC)
2013	0-1-1	1	22,264	22,264	1	20,626	20,626	3d	22,264 (11/06/13, 1-2 L vs. HOU)
2014	2-2-1	3	58,572	19,524	2	52,885	26,443	6th	25,000 (11/23/14, 1-2 L vs. NE)
<b>TOTALS</b>	<b>12-21-8</b>	<b>18</b>	<b>275,384</b>	<b>15,299</b>	<b>22</b>	<b>355,832</b>	<b>16,174</b>	<b>6TH</b>	

## NEW YORK VS. PLAYOFF TEAMS

OPPONENT	G	W	L	T	GF	GA	YEAR(S)
Chicago Fire	3	1	2	0	4	6	2000
Columbus Crew	3	0	3	0	5	9	1998, 2008
FC Dallas/Dallas Burn	3	3	0	0	6	2	2000, 2011
D.C. United	11	2	7	2	8	14	1996, 2004, 2006, 2012, 2014
Houston Dynamo	4	1	1	2	7	5	2008, 2013
Los Angeles Galaxy	5	1	3	1	8	9	2001, 2011
New England Revolution	8	1	4	3	6	11	2003, 2005, 2007, 2014
Real Salt Lake	1	1	0	0	1	0	2008
San Jose Earthquakes	2	1	1	0	2	3	2010
Sporting Kansas City	1	1	0	0	2	1	2014
<b>TOTALS</b>	<b>41</b>	<b>12</b>	<b>21</b>	<b>8</b>	<b>49</b>	<b>60</b>	

## YEAR-BY-YEAR PLAYOFF RECORD

1996	1-2-0
1997	DNQ
1998	0-2-0
1999	DNQ
2000	3-2-2
2001	1-1-1
2002	DNQ
2003	0-1-1
2004	0-2-0
2005	1-1-0
2006	0-1-1
2007	0-1-1
2008	2-1-1
2009	DNQ
2010	1-1-0
2011	1-2-0
2012	0-1-1
2013	0-1-1
2014	2-2-1
<b>TOTALS</b>	<b>12-21-10</b>

I calculated Totals myself, pls verify!

## NEW YORK HOME VS. PLAYOFF TEAMS

OPPONENT	G	W	L	T	GF	GA	SITE
Chicago Fire	1	1	0	0	2	0	Giants Stadium
Columbus Crew	1	0	1	0	1	1	Giants Stadium
FC Dallas/Dallas Burn	1	1	0	0	2	1	Giants Stadium
D.C. United	5	2	3	0	4	6	Giants Stadium, Red Bull Arena
Houston Dynamo	2	0	1	1	2	3	Giants Stadium, Red Bull Arena
Los Angeles Galaxy	2	1	1	0	4	2	Giants Stadium, Red Bull Arena
New England Revolution	4	1	2	1	1	4	Giants Stadium, Red Bull Arena
San Jose Earthquakes	1	0	1	0	1	3	Red Bull Arena
Sporting Kansas City	1	1	0	0	2	1	Red Bull Arena
<b>TOTALS</b>	<b>18</b>	<b>7</b>	<b>9</b>	<b>2</b>	<b>19</b>	<b>21</b>	

## NEW YORK AWAY VS. PLAYOFF TEAMS

OPPONENT	G	W	L	T	GF	GA	SITE
Chicago fire	2	0	2	0	2	6	Soldier Field
Columbus Crew	1	0	1	0	3	5	Ohio Stadium
FC Dallas/Dallas Burn	2	2	0	0	4	1	Cotton Bowl, Pizza Hut Park
D.C. United	6	0	4	2	4	9	RFK Stadium
Houston Dynamo	2	1	0	1	5	2	Robertson Stadium, BBVA Compass Stadium
Los Angeles Galaxy	3	0	2	1	4	7	Rose Bowl, The Home Depot Center
New England Revolution	4	0	2	2	4	7	Gillette Stadium
Real Salt Lake	1	1	0	0	1	0	Rio Tinto Stadium
San Jose Earthquakes	1	1	0	0	1	0	Buck Show Stadium
<b>TOTAL</b>	<b>22</b>	<b>5</b>	<b>11</b>	<b>6</b>	<b>28</b>	<b>37</b>	

## NEW YORK AT NEUTRAL SITES VS. PLAYOFF TEAMS

OPPONENT	G	W	L	T	GF	GA	SITE
Columbus Crew	1	0	1	0	1	3	The Home Depot Center
<b>TOTALS</b>	<b>1</b>	<b>0</b>	<b>1</b>	<b>0</b>	<b>1</b>	<b>3</b>	

## NEW YORK RED BULLS

ALL-TIME POSTSEASON  
STATISTICS

## NEW YORK RED BULLS POSTSEASON STATISTICS (12-21-8, 42 PTS.)

UNF	POS	PLAYER	GP	GS	MIN	G	A	SHT	SOG	FC	FS	OFF	CK	C	E
14	F	Adolfo Valencia	8	8	714	5	4	16	9	16	9	20	0	3	0
99	F	Bradley Wright-Phillips	6	5	431	5	1	20	11	6	7	6	0	2	0
8	F	Peguy Luyindula	7	5	444	3	2	9	5	5	9	1	1	0	0
13	M	Clint Mathis	9	7	708	3	2	23	15	15	16	1	2	3	0
22	F	Rodrigo Faria	3	3	274	3	1	10	5	5	4	2	0	0	0
9	F	Juan Pablo Angel	8	8	694	3	0	23	10	14	7	7	0	1	0
7	M	Mark Chung	8	8	748	2	2	18	9	8	21	0	9	0	0
11	M	Petter Villegas	8	8	712	2	2	11	4	10	20	1	13	2	0
17	M	Tim Cahill	9	6	623	2	1	11	4	12	10	3	0	1	0
11	F	Antony De Avila	3	3	270	2	1	6	4	0	1	2	0	0	0
20	M	Amado Guevara	8	8	720	2	1	21	11	23	17	0	17	4	0
15	F	John Wolyniec	10	8	701	2	1	19	7	12	6	4	0	0	0
20	M	Joel Lindpere	7	7	625	2	0	17	7	7	12	1	10	0	0
14	F	Thierry Henry	13	12	1,107	1	7	41	10	19	10	5	32	4	0
19	M	Dane Richards	11	11	976	1	3	15	3	15	20	5	0	1	0
19	F	Miles Joseph	5	4	391	1	2	1	1	12	4	2	0	2	0
10	M	Mike Sorber	2	2	180	1	2	4	1	9	5	0	0	0	0
10	M	Youri Djorkaeff	3	3	270	1	1	9	3	8	7	2	1	1	0
12	M	Eric Alexander	7	6	512	1	0	7	3	4	5	0	0	1	0
17	F	Jozy Altidore	4	4	360	1	0	4	1	12	15	2	0	0	0
29	F	Eduardo Hurtado	2	2	180	1	0	6	1	4	7	1	0	0	0
9	M	Tab Ramos	9	8	746	1	0	11	6	16	19	3	15	1	0
9	F	Luke Rodgers	2	2	170	1	0	6	3	2	4	1	0	1	0
17	F	Giovanni Savarese	5	1	175	1	0	4	2	1	1	2	1	0	0
11	F	Dave van den Bergh	6	6	525	1	0	4	2	5	5	0	13	1	0
9	M	Alex Comas	5	2	194	0	2	7	3	13	3	0	0	1	0
7	M	Roberto Donadoni	3	3	270	0	2	8	4	0	4	0	5	0	0
26	M	Daniel Hernandez	3	3	288	0	2	5	2	5	4	0	5	1	0
12	D	Mike Petke	9	9	785	0	2	7	2	13	9	0	0	3	0
17	F	Juan Agudelo	3	2	200	0	1	5	2	3	3	1	0	0	0
10	M	Mehdi Ballouchy	5	2	223	0	1	7	3	3	2	1	1	1	0
9	F	Sergio Galvan Rey	4	2	250	0	1	6	5	3	1	7	0	0	0
9	M	Gilmar	2	1	73	0	1	0	0	3	1	1	0	0	1
11	M	Dax McCarty	11	11	963	0	1	12	4	11	25	0	1	2	0
24	M	Roy Myers	5	4	364	0	1	1	1	8	11	0	2	2	0
3		Ambroise Oyongo	5	2	218	0	1	0	0	8	1	0	0	2	0
6	M	Ross Paule	3	2	186	0	1	0	0	2	5	0	2	0	0
10	M	Lloyd Sam	7	6	541	0	1	11	6	11	10	1	0	1	0
8	F	Sinisa Ubiparipovic	6	4	315	0	1	5	2	4	6	0	6	0	0
12	D	Jeff Agoos	2	2	180	0	0	0	0	1	3	0	3	0	0

CONTINUE →



UNF	POS	PLAYER	GP	GS	MIN	G	A	SHT	SOG	FC	FS	OFF	CK	C	E
3	D	Chris Albright	2	2	174	0	0	0	0	3	2	0	0	0	0
17	M	Pedro Alvarez	2	0	35	0	0	0	0	0	0	0	0	0	0
1	G	Mike Ammann	2	2	180	0	0	0	0	0	0	0	0	0	0
5	M	Armando	1	0	1	0	0	0	0	0	0	0	0	0	0
27	M	Stephane Auvray	1	0	74	0	0	1	0	1	0	0	0	0	0
25	M	Brandon Barklage	2	1	127	0	0	0	0	4	2	0	0	2	0
4	D	Edgar Bartolomeu	1	0	19	0	0	2	1	1	1	0	0	0	0
21	F	Ruben Bover	1	0	1	0	0	0	0	0	0	0	0	0	0
27	D	Andrew Boyens	2	2	180	0	0	0	0	3	6	0	0	0	0
16	M	Michael Bradley	2	2	180	0	0	1	1	4	1	0	0	0	0
11	D	Pablo Brenes	2	2	170	0	0	3	2	1	1	1	4	0	0
51	D	Nicola Caricola	2	2	164	0	0	0	0	4	2	0	0	2	0
8	M	David Carney	2	2	210	0	0	0	0	3	0	1	0	1	0
1	G	Danny Cepero	4	4	360	0	0	0	0	0	0	0	0	0	0
2	M	Ricardo Clark	4	4	360	0	0	6	3	10	13	0	0	2	0
18	G	Jon Conway	4	4	360	0	0	0	0	0	0	0	0	0	0
33	F	Kenny Cooper	2	1	100	0	0	2	1	2	3	0	0	0	0
16	M	Ramiro Corrales	1	0	14	0	0	0	0	1	1	0	0	0	0
18	G	Bouna Coundoul	2	2	180	0	0	0	0	0	1	0	0	1	0
16	D	Cristian da Silva	2	1	110	0	0	1	0	0	0	0	0	0	0
6	D	Digao	1	0	1	0	0	1	0	0	0	0	0	0	0
17	M	Joey DiGiamarino	1	1	71	0	0	2	0	2	0	0	0	1	0
30	F	Francis Doe	1	1	68	0	0	3	2	0	0	1	0	0	0
4	D	Thomas Dooley	2	1	77	0	0	0	0	2	0	0	0	0	0
8	D	Mike Duhaney	2	2	180	0	0	3	0	1	1	0	0	0	0
16	D	Todd Dunivant	2	2	180	0	0	1	0	3	1	0	0	0	0
2	D	Richard Eckersley	5	5	435	0	0	0	0	9	3	0	0	1	0
9	F	Fabian Espindola	1	0	57	0	0	0	0	1	1	0	0	0	0
25	M	Gilberto Flores	1	1	30	0	0	0	0	2	3	0	0	1	0
3	D	Hunter Freeman	2	2	180	0	0	2	1	0	2	0	6	0	0
24	M	Eddie Gaven	6	5	495	0	0	8	4	6	14	0	1	0	0
12	D	Ted Gillen	1	1	33	0	0	0	0	0	0	0	0	0	0
13	F	Cornell Glen	2	1	125	0	0	4	3	4	7	2	0	0	0
2	D	Kevin Goldthwaite	4	4	360	0	0	2	0	4	1	0	1	2	0
30	G	Paul Grafer	3	3	280	0	0	0	0	0	0	0	0	0	0
26	D	Taylor Graham	2	0	2	0	0	0	0	0	0	0	0	0	0
17	M	Jeremy Hall	2	0	7	0	0	0	0	0	0	0	0	0	0
15	D	Rhett Harty	3	3	183	0	0	0	0	4	2	0	0	0	0
19	M	Chris Henderson	2	0	49	0	0	0	0	0	0	0	1	0	0
21	D	Jason Hernandez	2	2	180	0	0	0	0	3	0	0	0	0	0
5	D	Markus Holgersson	4	4	390	0	0	2	1	3	5	0	0	0	0

CONTINUE →

UNF	POS	PLAYER	GP	GS	MIN	G	A	SHT	SOG	FC	FS	OFF	CK	C	E
1	G	Tim Howard	3	3	288	0	0	0	0	0	0	0	0	0	0
29	F	Salou Ibrahim	1	0	6	0	0	1	1	0	0	0	0	0	0
29	D	Diego Jimenez	4	4	360	0	0	0	0	3	1	0	0	0	0
23	F	Rob Johnson	3	0	100	0	0	2	0	2	1	0	0	0	0
5	D	Steve Jolley	10	10	928	0	0	3	0	13	12	1	0	2	0
10	F	Andrzej Juskowiak	1	1	60	0	0	0	0	0	4	2	0	0	0
10	F	Macoumba Kandji	2	0	14	0	0	0	0	0	2	0	0	0	0
22	D	Stephen Keel	3	3	270	0	0	1	1	1	1	0	0	0	0
20	M	Brian Kelly	1	1	45	0	0	1	1	0	0	0	0	0	0
3	D	Matt Knowles	3	1	178	0	0	1	1	1	1	0	0	0	0
21	F	Dema Kovalenko	4	4	359	0	0	3	0	4	5	0	0	0	0
16	D	Connor Lade	4	2	184	0	0	0	0	5	2	0	0	1	0
22	D	Alexi Lalas	2	2	180	0	0	1	0	4	1	0	0	1	0
11	M	Jacob LeBlanc	1	0	13	0	0	0	0	0	0	0	0	0	0
33	D	Chris Leitch	9	8	719	0	0	2	1	11	12	0	0	2	0
9	F	Sebastien Le Toux	1	1	80	0	0	1	0	1	1	0	0	0	0
8	M	Mark Lisi	6	3	352	0	0	0	0	8	4	0	5	1	0
7	F	Mike Magee	3	1	89	0	0	4	1	3	3	2	2	0	0
4	M	Rafa Marquez	6	6	480	0	0	13	3	7	11	0	10	1	2
10	D	Lathar Matthaus	5	5	460	0	0	3	2	3	3	0	0	0	0
44	D	Carlos Mendes	11	9	804	0	0	2	0	13	5	0	0	1	0
1	G	Tony Meola	7	7	630	0	0	0	0	0	1	0	0	1	0
7	D	Roy Miller	10	8	754	0	0	5	0	11	1	2	0	3	1
25	F	Mike Nugent	1	0	34	0	0	2	0	1	0	0	1	0	0
4	D	Jamison Olave	6	6	515	0	0	3	1	7	8	1	0	0	1
5	D	Arley Palacios	2	2	180	0	0	1	0	4	3	0	0	1	0
12	D	Jeff Parke	6	6	540	0	0	3	2	2	4	0	0	1	0
3	D	Heath Pearce	2	2	180	0	0	1	1	2	0	0	0	1	0
30	D	Orlando Perez	3	3	288	0	0	0	0	5	4	0	0	2	0
23	M	Juan Pietravallo	2	0	20	0	0	1	0	1	0	0	0	0	0
23	D	Eddie Pope	4	4	360	0	0	3	0	3	4	0	0	1	0
99	F	Ante Razov	1	0	5	0	0	0	0	0	0	0	0	0	0
5	D	Tim Ream	5	5	450	0	0	1	1	5	3	0	0	1	0
19	D	Tim Regan	1	1	75	0	0	0	0	3	1	0	0	0	0
10	M	Claudio Reyna	2	2	112	0	0	0	0	3	1	0	3	0	0
33	M	Carl Robinson	1	0	1	0	0	0	0	0	1	0	0	0	0
31	G	Luis Robles	9	9	840	0	0	0	0	0	0	0	0	0	0
13	M	Jorge Rojas	2	0	79	0	0	1	0	1	0	0	0	1	0
13	M	Jim Rooney	1	1	45	0	0	0	0	0	0	0	0	0	0
1	G	Frank Rost	3	3	270	0	0	0	0	0	1	0	0	0	0
32	M	Luke Sassano	4	4	341	0	0	1	0	3	5	0	0	1	0

CONTINUE →

UNF	POS	PLAYER	GP	GS	MIN	G	A	SHT	SOG	FC	FS	OFF	CK	C	E	
32	M	Markus Schopp	2	2	131	0	0	3	2	3	2	0	0	0	0	
32	D	Ibrahim Sekagya	7	7	656	0	0	2	1	4	7	0	0	1	0	
3	D	Mark Semioli	3	0	71	0	0	0	0	5	2	0	0	0	0	
6	D	Steve Shak	2	0	6	0	0	0	0	0	1	0	0	0	0	
6	M	Damian Silvera	2	1	149	0	0	0	0	0	3	0	1	0	0	
8	M	Jan Gunnar Solli	2	2	169	0	0	1	0	3	0	0	0	1	1	
4	D	Diego Sonora	2	2	146	0	0	1	1	3	1	0	0	0	0	
6	D	Seth Stammer	6	6	540	0	0	7	0	12	9	0	0	2	0	
22	M	Jonny Steele	2	2	188	0	0	3	1	3	2	2	0	1	0	
6	M	Teemu Tainio	5	5	376	0	0	1	0	12	2	0	0	0	0	
10	M	Joselito Vaca	1	0	15	0	0	0	0	0	1	0	0	0	0	
9	M	Marcelo Vega	1	1	75	0	0	1	0	1	2	0	1	1	0	
9	D	Peter Vermes	3	3	270	0	0	5	0	1	6	0	0	0	0	
14	M	Joe Vide	1	1	77	0	0	0	0	1	2	0	0	1	0	
1	G	Jonny Walker	4	4	360	0	0	0	0	0	0	0	0	1	0	
24	M	Billy Walsh	10	6	611	0	0	5	2	16	5	0	0	2	0	
16	M	Richie Williams	4	4	325	0	0	4	0	4	8	0	0	0	0	
22	F	A.J. Wood	2	2	96	0	0	1	1	1	2	0	0	0	0	
2	D	Marvell Wynne	2	2	179	0	0	1	0	2	3	0	0	0	0	
2	D	Jeff Z aun	3	3	211	0	0	0	0	3	2	0	0	1	0	
21	D	Craig Ziadie	2	2	103	0	0	0	0	1	3	0	0	0	0	
OWN-GOALS RECEIVED			1													
TEAM TOTALS			41	41	3,748	49	51	529	214	614	595	97	178	87	6	
OPPONENT TOTALS			41	41	3,748	61	74	507	220	608	604	130	196	71	9	

Own goals received "1" is from last year. It is left blank in the new records

#### NEW YORK RED BULLS ALL-TIME POSTSEASON INDIVIDUAL GOALKEEPING STATISTICS

UNF	POS	GOALKEEPER	GP	GS	MIN	SHTS	SV	GA	GAA	PG	PA	W	L	T	SO	RECORD
18	G	Jan Conway	4	4	360	16	13	3	0.75	0	0	0	2	2	1	0-2-2
1	G	Danny Cepero	4	4	360	22	17	4	1.00	0	0	2	1	1	2	2-1-1
1	G	Frank Rost	3	3	270	15	12	3	1.00	1	1	1	2	0	1	1-2-0
31	G	Luis Robles	9	9	840	34	22	13	1.39	0	1	2	4	3	1	2-4-3
1	G	Mike Ammann	2	2	180	13	7	3	1.50	0	0	1	1	0	1	1-1-0
18	G	Bouna Coundoul	2	2	180	10	7	3	1.50	0	0	1	1	0	1	1-1-0
30	G	Paul Grafer	3	3	280	14	8	5	1.61	1	2	2	1	0	0	2-1-0
1	G	Jonny Walker	4	4	360	21	14	7	1.75	0	0	0	3	1	0	0-3-1
1	G	Tim Howard	3	3	288	25	16	6	1.88	0	0	1	1	1	0	1-1-1
1	G	Tony Meola	7	7	630	50	34	14	2.00	1	1	2	5	0	1	2-5-0
TEAM TOTALS			41	41	3748	220	151	61	1.46	3	5	12	21	8	8	12-21-8
OPPONENT TOTALS			41	41	3748	214	155	49	1.18	3	4	21	12	8	10	21-12-8

## NEW YORK RED BULLS LAMAR HUNT U.S. OPEN CUP

Created in 1914, the Lamar Hunt U.S. Open Cup is the oldest soccer competition in the United States. The single-elimination tournament, which is similar to the prestigious English FA Cup, is open to all amateur and professional teams affiliated with the United States Soccer Federation (U.S.S.F).

The competition was re-named the Lamar Hunt U.S. Open Cup in 1999, in honor of the late Columbus Crew and FC Dallas owner-operator Lamar Hunt. New York began their participation in the Cup in 1997.

The U.S. Open Cup has taken the Red Bulls to play in various places such as Virginia, Tennessee, Louisiana, North Carolina and South Carolina.

### 1997

DATE	ROUND	OPPONENT	LOCATION	SCORE	SCORERS	ATTENDANCE
July 23	3rd	Richmond Kickers (A League)	University of Richmond (Richmond, VA)	NY 3, RICH 0	NY: Shaun Bartlett (66', 78'), Miles Joseph (80')	2,751
Aug. 26	Quarterfinals	Island Rough Riders (A-League)	SUNY-Stony Brook (Stony Brook, NY)	NY 1, NYI 0	NY: Rhett Harty (105')	1,250
Sept. 2	Semifinals	Dallas Burn (MLS)	Baker Field at Columbia University (New York, NY)	NY 1, DAL 2 Extra Time	NY: Branco (85'), DAL: Damian (16'), Jorge Flores (103')	1,201

### 1998

DATE	ROUND	OPPONENT	LOCATION	SCORE	SCORERS	ATTENDANCE
July 8	3rd	Hampton Roads Mariners (A-League)	Kean University - East Campus (Union, NJ)	NY 1, HAM 0	NY: Eduardo Hurtado (98')	462
July 22	Quarterfinals	Tampa Bay Mutiny (MLS)	Finley Stadium (Chattanooga, TN)	NY 4, TB 0	NY: Giovanni Savarese (33', 35'), Jim Rooney (75'), Mike Sorber (77')	3,757
Aug. 4	Semifinals	Columbus Crew (MLS)	New Orleans Zephyrs Field (New Orleans, LA)	NY 0, CLB 1	CLB: Ricardo Iribarren (5')	6,154

### 1999

DATE	ROUND	OPPONENT (LEAGUE)	LOCATION	SCORE	SCORERS	ATTENDANCE
July 13	3rd	Staten Island Vipers (A-League)	Rutgers University - Yurcak Field (New Brunswick, NJ)	NY 2, SI 3 ET	NY: Billy Walsh (69', 81') SI: Ernest Inneh (32'), Lee Tschantret (85'), Kevin Wilson (95')	1,077

### 2000

DATE	ROUND	OPPONENT	LOCATION	SCORE	SCORERS	ATTENDANCE
June 14	2nd	Wilmington Hammerheads (D3)	Legion Sports Complex (Wilmington, North Carolina)	NY 2, WIL 1	NY: Mark Chung (39'), Clint Mathis (43') WIL: Willie Files (67')	5,426
July 25	3rd	Tampa Bay Mutiny (MLS)	Mitchel Athletic Complex (Uniondale, NY)	NY 3, TB 0	NY: Mark Chung (23'), Alex Comas (29'), Clint Mathis (51')	5,183
Aug. 9	Quarterfinals	Columbus Crew (MLS)	Columbus Crew Stadium (Columbus, OH)	NY 0, CLB 0 (NY Advances on PKs 7-6)	PKs: CLB: Warzycha (G), McBride (G), Perez (G), Joseph (G), Farrell (SV), Aguilera (G), Yeagley (G), Lapper (WR). NY: Valencia (G), Walsh (G), Chung (G), Jolley (G), Ramos (SV), Corrales (G), Shak (G), Petke (G)	4,177
Sept. 12	Semifinals	Miami Fusion (MLS)	Mitchel Athletic Complex (Uniondale, NY)	NY 2, MIA 3	NY: Billy Walsh (39'), Adolfo Valencia (84') MIA: Andy Williams (11'), Welton (61'), Diego Serna (63')	3,109

### 2001

DATE	ROUND	OPPONENT	LOCATION	SCORE	SCORERS	ATTENDANCE
June 26	2nd	Charleston Battery (A-League)	Blackbaud Stadium (Charleston, SC)	NY 1, CHAR 4	NY: Daniel Hernandez (90') CHAR: Gilbert Jean-Baptiste (47'), Paul Conway (70'), Brian Piesner (77'), Mac Cozier (79')	4,097

### 2002

DATE	ROUND	OPPONENT	LOCATION	SCORE	SCORERS	ATTENDANCE
July 16	3rd	Hampton Roads Mariners (A-League)	Virginia Beach Sportplex (Virginia Beach, VA)	NY 1, HAM 0	NY: Rodrigo Faria (76')	828
Aug. 7	Quarterfinals	Columbus Crew (MLS)	Mitchel Athletic Complex (Uniondale, NY)	NY 1, CLB 2	NY: Rodrigo Faria (49' PK) CLB: Brian McBride (34'), Kyle Martino (46')	8,314

CONTINUE →

**2003**

DATE	ROUND	OPPONENT	LOCATION	SCORE	SCORERS	ATTENDANCE
July 16	3rd	Mid Michigan Bucks (PDL)	Hurley Stadium (Saginaw, Michigan)	NY 4, MICH 0	NY: Amado Guevara (5'), John Wolyniec (83'), Mike Nugent (87'), Jose Galvan (88')	4,010
Aug. 6	4th	Columbus Crew (MLS)	Columbus Crew Stadium (Columbus, OH)	NY 4, CLB 3	CLB: Edson Buddle (10', 11'), Brian Maisonneuve (43') NY: Brian Maisonneuve (24' - OG), Steve Jolley (54'), Eddie Pope (77', 86')	5,590
Aug. 27	Quarterfinals	New England Revolution (MLS)	Rutgers University - Yurcak Field (New Brunswick, NJ)	NY 2, NE 1	NY: Clint Mathis (29'), Amado Guevara (116+*) NE: Jay Heaps (47+')	3,853
Oct. 1	Semifinals	D.C. United (MLS)	Rutgers University - Yurcak Field (New Brunswick, NJ)	NY 3, DC 2	NY: Amado Guevara (20', 43'), John Wolyniec (88') DC: Galin Ivanov (18'), Ronald Cerritos (76')	3,791
Oct. 15	Final	Chicago Fire (MLS)	Giants Stadium (East Rutherford, NJ)	NY 0, CHI 1	CHI: Damani Ralph (68')	5,183

**2004**

DATE	ROUND	OPPONENT	LOCATION	SCORE	SCORERS	ATTENDANCE
July 20	4th	Charleston Battery (A-League)	Blackbaud Stadium (Charleston, SC)	NY 0, CHAR 1	CHAR: Steve Klein (48')	2,200

**2005**

DATE	ROUND	OPPONENT	LOCATION	SCORE	SCORERS	ATTENDANCE
Aug. 3	4th	Rochester Raging Rhinos (A-League)	Frontier Field (Rochester, NY)	NY 1, RRR 3	RRR: Scott Palguta (20'), Mauro Carabajal (30'), Rene Rivas (58'-PK) NY: Sergio Galvan Rey (85')	10,547

**2006**

DATE	ROUND	OPPONENT	LOCATION	SCORE	SCORERS	ATTENDANCE
Aug. 2	4th	Wilmington Hammerheads (USL-2)	Legion Sports Complex (Wilmington, NC)	NY 2, WIL 1	NY: Seth Stammer (4'), Jordan Cila (86') WIL: Ryan Miller (85')	4,263
Aug. 23	Quarterfinals	D.C. United (MLS)	RFK Stadium (Washington D.C.)	NY 1, DC 3	NY: Amado Guevara (41') DC: Joshua Gros (37'), Jamil Walker (61', 84')	8,637

**2007**

DATE	ROUND	OPPONENT	LOCATION	SCORE	SCORERS	ATTENDANCE
May 8	Play-In Match	Los Angeles Galaxy (MLS)	The Home Depot Center (Carson, CA)	NY 1, LA 3 OT	LA: Landon Donovan (93'-PK), Kyle Martino (103'), Santino Quaranta (120') NY: Juan Pablo Angel (109')	10,774

**2008**

DATE	ROUND	OPPONENT	LOCATION	SCORE	SCORERS	ATTENDANCE
July 1	3rd	Crystal Palace Baltimore (USL-2)	Lawrence E. Knight Stadium (Annapolis, MD)	NY 0, BAL 2	BAL: Andrew Marshall (18'), Gary Brooks (75')	1,654

**2009**

DATE	ROUND	OPPONENT	LOCATION	SCORE	SCORERS	ATTENDANCE
April 29	Play-In Match	San Jose Earthquakes (MLS)	Buck Shaw Stadium (Santa Clara, CA)	NY 2, SJ 1	NY: Mike Peike (2'), John Wolyniec (80') SJ: Pablo Campos (71')	4,011
May 20	Play-In Match	D.C. United (MLS)	RFK Stadium (Washington D.C.)	NY 3, DC 5	DC: Chris Pontius (8', 52'), Thabiso Khumalo (18'), Brandon Barklage (21'), Fred (26') NY: Dane Richards (44'), Jorge Rojas (48', 61')	5,056

CONTINUE →

**2010**

DATE	ROUND	OPPONENT	LOCATION	SCORE	SCORERS	ATTENDANCE
April 27	Play-In Match	Philadelphia Union (MLS)	Red Bull Arena (Harrison, NJ)	NY 2, PHI 1	NY: Conor Chinn (16', 41') PHI: Sebastien LeToux (68')	3,015
May 12	Play-In Match	New England Revolution (MLS)	Red Bull Arena (Harrison, NJ)	NY 3, NE 0	NY: John Wolyniec (36', 64'), Sinisa Ubiparipovic (62')	1,935
May 26	Play-In Match	Colorado Rapids (MLS)	Red Bull Arena (Harrison, NJ)	NY 3, COL 0	NY: John Wolyniec (11', 42'), Conor Chinn (56')	2,637
June 29	3rd	Harrisburg City Islanders (USL-2)	Skyline Sports Complex (Harrisburg, PA)	NY 0, HAR 1 OT	HAR: Dominic Oppong (117')	1,868

**2011**

DATE	ROUND	OPPONENT	LOCATION	SCORE	SCORERS	ATTENDANCE
June 28	3rd	FC New York (NASL)	Red Bull Arena (Harrison, NJ)	NY 2, FCNY 1	NY: Corey Hertzog (58'), John Rooney (65') FCNY: Owen Morrison (56')	2,074
July 12	Quarterfinals	Chicago Fire (MLS)	Toyota Park (Bridgeview, IL)	NY 0, CHI 4	CHI: Dominic Oduro (7'), Yamith Cuesta (48'), Orr Barouch (51', 69')	N/A

**2012**

DATE	ROUND	OPPONENT	LOCATION	SCORE	SCORERS	ATTENDANCE
May 29	3rd	Charleston Battery (USL PRO)	Blackbaud Stadium (Charleston, SC)	NY 3, CHAR 0	NY: Kenny Cooper (14'), Heath Pearce (41'), Connor Lade (70')	3,527
June 5	4th	Harrisburg City Islanders (USL PRO)	Skyline Sports Complex (Harrisburg, PA)	NY 1, HAR 3 OT	NY: Connor Lade (59') HAR: Sainey Touray (13', 94'), Lucky Mkosana (118')	1,477

**2013**

DATE	ROUND	OPPONENT	LOCATION	SCORE	SCORERS	ATTENDANCE
May 29	3rd	Reading United (PDL)	Red Bull Arena (Harrison, NJ)	NY 2, RDG 0	NY: Fabian Espindola (61'), Lloyd Sam (67')	3,867
June 12	4th	New England Revolution (MLS)	Harvard University - Soldiers Field Soccer Stadium (Boston, MA)	NY 2, NE 4	NY: Fabian Espindola (30'), Jonny Steele (61') NE: Kelyn Rowe (4', 37'), Dimitry Imbongo (51'), Chris Tierney (87')	2,500

**2014**

DATE	ROUND	OPPONENT	LOCATION	SCORE	SCORERS	ATTENDANCE
June 16	4th	New York Cosmos (NASL)	Shuart Stadium (Hempstead, NY)	Cosmos 3, Red Bulls 0	Cosmos: Mads Stokkelien (7', 73'), Alessandro Noselli (78')	9,364

## NEW YORK RED BULLS INTERNATIONAL RESULTS

DATE	SITE	OPPONENT	RESULT
05/24/1996	Giants Stadium	AC Fiorentina (Italy)	4-0 L
06/05/1996	Giants Stadium	Sporting Lisbon (Portugal)	1-1 T
02/13/1997	Italy Preseason Tour	AC Arezzo (Italy)	3-1 L
02/20/1997	Italy Preseason Tour	Genoa (Italy)	2-1 L
02/27/1997	Italy Preseason Tour	AC Venezia (Italy)	0-0 T
03/05/1997	Italy Preseason Tour	AC Reggiana (Italy)	2-1 L
05/14/1997	Giants Stadium	Columbia	2-0 L
06/07/1997	Giants Stadium	UC Sampdoria (Italy)	1-0 W
06/25/1997	Giants Stadium	Alianza Lima (Peru)	1-1 T
07/16/1997	Giants Stadium	Galatasaray (Turkey)	3-1 L
03/05/1998	Italy Preseason Tour	AC Milan (Italy)	3-1 L
06/09/1998	Giants Stadium	SL Benfica (Portugal)	3-1 L
03/04/1999	Italy Preseason Tour	Empoli B (Italy)	2-1 L
03/07/1999	Italy Preseason Tour	Alania (Russia)	2-1 L
03/09/1999	Italy Preseason Tour	Empoli B (Italy)	1-0 L
03/11/1999	Italy Preseason Tour	Varese (Italy)	2-1 W
02/27/2000	Portugal Preseason Tour	CSKA Moscow (Russia)	1-1 T
03/01/2000	Portugal Preseason Tour	SK Jetten (Norway)	0-0 T
10/25/2000	Austria/Germany Preseason Tour	FC Salzburg (Austria)	2-0 W
10/28/2000	Austria/Germany Preseason Tour	1860 Munich Reserves (Germany)	3-0 W
10/31/2000	Austria/Germany Preseason Tour	FC Cologne (Germany)	2-1 L
02/14/2001	Portugal Preseason Tour	FC Falke (Germany)	3-2 W
02/17/2001	Portugal Preseason Tour	Fylkir (Iceland)	2-0 W
02/21/2001	Portugal Preseason Tour	Amika Wronki (Poland)	3-0 W
02/23/2001	Portugal Preseason Tour	Taejon FC (South Korea)	1-1 T
02/27/2001	Portugal Preseason Tour	SL Benfica (Portugal)	2-0 W
03/31/2001	Mitchel Athletic Complex <sup>1</sup>	Latin American Select	6-1 W
05/26/2001	Giants Stadium	Bayern Munich (Germany)	2-0 W
07/07/2001	Mitchel Athletic Complex	CD FAS (El Salvador)	2-1 W
08/08/2001	Giants Stadium <sup>2</sup>	Deportivo Italchacao (Venezuela)	2-0 W
08/30/2001	Bogota, Columbia <sup>2</sup>	Millonarios (Colombia)	2-1 L
10/17/2001	Giants Stadium <sup>2</sup>	Chivas (Mexico) (FORFEIT)	2-0 W
10/24/2001	Caracas, Venezuela <sup>2</sup>	Deportivo Italchacao (Venezuela)	2-1 L

ALL-TIME RECORD: 44-28-21

<sup>1</sup> Charity Match, El Salvador Relief Efforts

<sup>2</sup> Copa Merconorte

<sup>3</sup> La Manga Cup (Group A)

<sup>4</sup> La Manga Cup Semifinals

<sup>5</sup> La Manga Cup Final

<sup>6</sup> CONCACAF Champions League

<sup>7</sup> Emirates Cup

<sup>8</sup> New York Cup

DATE	SITE	OPPONENT	RESULT
10/31/2001	Giants Stadium <sup>2</sup>	Millonarios (Columbia)	1-0 L
11/21/2001	Guadalajara, Mexico <sup>2</sup>	Chivas (Mexico) (FORFEIT)	2-0 W
02/24/2002	Italy Preseason Tour <sup>2</sup>	FC Rot-Weiss 64 (Switzerland)	7-0 W
02/27/2002	Italy Preseason Tour <sup>2</sup>	Perugia B (Italy)	2-1 W
03/02/2002	Italy Preseason Tour	FC Deportivo La Chau-de-Fonds (Switzerland)	5-1 W
05/16/2002	Giants Stadium	AC Milan (Italy)	1-1 T
06/19/2002	Giants Stadium	Boca Juniors (Argentina)	3-2 W
08/14/2002	Giants Stadium	Chivas (Mexico)	3-1 L
03/19/2003	La Bombonera, Argentina	Boca Juniors (Argentina)	1-0 W
03/25/2003	Estadio Tomas Adolfo Duco, Argentina	CA Huracán (Argentina)	2-0 W
03/27/2003	La Bombonera, Argentina	Boca Juniors (Argentina)	2-1 L
09/09/2003	Giants Stadium	China	2-1 W
02/25/2004	La Manga, Murcia, Spain <sup>3</sup>	Viking FK (Norway)	1-0 L
02/29/2004	La Manga, Murcia, Spain <sup>3</sup>	FK Bodø/Glimt (Norway)	3-1 W
03/01/2004	La Manga, Murcia, Spain <sup>4</sup>	FC Dynamo Kyiv (Ukraine)	3-2 W
03/03/2004	La Manga, Murcia, Spain	Real Murcia CF (Spain)	0-0 T
05/26/2004	Elizabeth, NJ	Boavista FC (Portugal)	3-1 W
03/05/2005	La Manga, Murcia, Spain <sup>5</sup>	Viking FK (Norway)	1-0 W
03/15/2005	Trinidad and Tobago	Jaboteh (Trinidad)	3-2 W
03/18/2005	Trinidad and Tobago	W Connection (Trinidad)	1-0 W
03/01/2005	Guayaquil, Ecuador	EMELEC (Ecuador)	2-0 W
03/03/2005	Quevedo, Ecuador	Deportivo Quevedo	3-3 T
03/08/2005	Guayaquil, Ecuador	Barcelona SC (Ecuador)	1-1 T
05/27/2006	Giants Stadium	Bayern Munich (Germany)	4-2 W
08/12/2006	Giants Stadium	FC Barcelona (Spain)	4-1 L
02/15/2008	Carson, CA	Hammarby IF (Sweden)	3-1 W
03/03/2008	Salzburg, Austria	Red Bull Salzburg (Austria)	1-0 L
03/06/2008	Salzburg, Austria	Red Bull Salzburg (Austria)	3-2 W
06/25/2008	Glendale, AZ	Chivas de Guadalajara (Mexico)	1-0 W
08/06/2008	Giants Stadium	FC Barcelona (Spain)	5-2 L
02/24/2009	Buenos Aires, Argentina	Velez Sarsfield (Argentina)	2-1 W
02/26/2009	Buenos Aires, Argentina	River Plate (Argentina)	2-1 W

CONTINUE →

DATE	SITE	OPPONENT	RESULT	DATE	SITE	OPPONENT	RESULT
03/03/2009	Buenos Aires, Argentina	Argentinos Juniors (Argentina)	1-1 T	26/07/14	Red Bull Arena <sup>8</sup>	Arsenal FC (England)	1-0 W
03/06/2009	Buenos Aires, Argentina	Boca Juniors (Argentina)	2-1 L	26/08/14	Red Bull Arena <sup>6</sup>	CD FAS (El Salvador)	2-0 W
07/30/2009	Manny Ramjohn Stadium, Trinidad <sup>4</sup>	W Connection (Trinidad & Tobago)	2-2 T	17/09/14	Stade Saputo <sup>6</sup>	Montreal Impact (MLS)	1-0 L
08/05/2009	Giants Stadium <sup>5</sup>	W Connection (Trinidad & Tobago)	2-1 L	24/09/14	Estadio Cuscatlan <sup>6</sup>	CD FAS (El Salvador)	0-0 T
01/25/2010	La Manga, Murcia, Spain	CSKA Moscow (Russia)	1-1 T	22/10/14	Red Bull Arena <sup>6</sup>	Montreal Impact (MLS)	1-1 T
01/28/2010	La Manga, Murcia, Spain	Lech Poznan (Poland)	1-0 W				
02/01/2010	La Manga, Murcia, Spain	Stromsgodset (Norway)	2-1 W				
03/20/2010	Red Bull Arena	Santos FC (Brazil)	3-1 W				
05/23/2010	Red Bull Arena	Juventus FC (Italy)	3-1 W				
06/18/2010	Red Bull Arena	Cruzeiro (Brazil)	4-2 L				
07/22/2010	Red Bull Arena	Tottenham Hotspur (England)	2-1 L				
07/25/2010	Red Bull Arena	Manchester City (England)	2-1 W				
02/09/2011	Cancun, Mexico	Atlante FC (Mexico)	0-0 (NY wins 5-4 on PKs) W				
02/12/2011	Riviera Maya, Mexico	Atlante FC (Mexico)	3-1 W				
02/15/2011	Guadalajara, Mexico	Chivas de Guadalajara (Mexico)	3-2 L				
03/08/2011	Glendale, AZ	Atlas (Mexico)	1-1 T				
07/30/2011	London, England <sup>7</sup>	Paris Saint-Germain (France)	1-0 W				
07/31/2011	London, England <sup>7</sup>	Arsenal FC (England)	1-1 T				
02/11/2012	Cancun, Mexico	Merida FC (Mexico)	1-1 T				
02/14/2012	Guadalajara, Mexico	Tecos (Mexico)	1-1 T				
02/23/2012	Phoenix, Arizona	UNAM Pumas (Mexico)	0-0 T				
07/31/2012	Red Bull Arena	Tottenham Hotspur (England)	2-1 L				
07/16/2013	Red Bull Arena	Olympique Lyonnais (France)	2-2 T				
16/07/13	Red Bull Arena	Olympique Lyonnais (France)	2-2 T				

## ALL-TIME RECORD: 44-28-21

- <sup>1</sup> Charity Match, El Salvador Relief Efforts
- <sup>2</sup> Copa Merconorte
- <sup>3</sup> La Manga Cup (Group A)
- <sup>4</sup> La Manga Cup Semifinals
- <sup>5</sup> La Manga Cup Final
- <sup>6</sup> CONCACAF Champions League
- <sup>7</sup> Emirates Cup
- <sup>8</sup> New York Cup



## NEW YORK RED BULLS DRAFT HISTORY

### 1996 MLS DRAFT – FEBRUARY 6-7, 1996

RD./OVERALL	PLAYER	POS.	HT.	WT	DOB	HOMETOWN	COLLEGE/LAST CLUB
1/9	Matt Knowles	D	6-1	190	10/07/1970	Philadelphia, PA	Milwaukee (NPSL)
2/19	Troy Dayak	D	5-11	175	01/21/1971	Livermore, CA	San Francisco
3/29	Peter Vermes	F	6-1	175	01/21/1966	Delran, NJ	Rutgers
4/39	Jeff Zaun	D	6-0	165	04/02/1971	Medford, NJ	Rutgers
5/49	A.J. Wood	F	6-2	190	08/17/1973	Rockville, MD	Virginia
6/59	Ted Gillen	M	5-10	160	08/16/1968	State College, PA	Richmond (USISL)
7/69	Zach Thornton	GK	6-3	210	10/10/1973	Edgewood, MD	Loyola, MD
8/79	Eddie Soto	F	5-9	155	06/14/1972	Cerritos, CA	Cal-State Fullerton
9/89	Giovanni Savarese	F	6-0	180	07/14/1971	Caracas, Venezuela	Long Island
10/99	Pat O'Kelly	D	5-7	160	07/31/1967	South Orange, NJ	Seton Hall
11/109	Mickey Kydes	M	6-0	180	07/25/1964	Norwalk, CT	Long Island
12/119	Khary Stockton	F	5-10	180	09/15/1971	Alexandria, VA	William & Mary
13/129	Andrew Restrepo	D	6-2	175	10/08/1970	Bridgeport, CT	Florida Southern
14/139	Nidal Baba	M	5-11	190	08/16/1972	Houston, TX	Clemson
15/149	Jorge Acosta	F	5-7	140	05/29/1964	Prospect Park, NJ	New York Fever
16/159	Walter Bustamante	M	5-7	165	01/27/1969	Fair Lawn, NJ	Long Island

### 1996 MLS COLLEGE DRAFT – MARCH 4, 1996

RD./OVERALL	PLAYER	POS.	HT.	WT	DOB	HOMETOWN	COLLEGE/LAST CLUB
2/11	Scott Lamphear	D				Livonia, MI	Wisconsin
2/12	Miles Joseph	M/F	5-9	163	05/02/1974	Clifton Park, NY	Clemson
3/22	Hamisi Amani-Dove	F	5-11	170	03/28/1974	Columbia, MD	Rutgers

### 1996 MLS SUPPLEMENTAL DRAFT – MARCH 4, 1996

RD./OVERALL	PLAYER	POS.	HT.	WT	DOB	HOMETOWN	COLLEGE/LAST CLUB
1/1	Nicola Caricola	D	6-0	160	02/13/1963	Bari, Italy	Genoa (Italy)
1/2	Edmundo Rodriguez	M/F	6-4	205	04/22/1970	Guadalajara, Mexico	Tampa Bay (NPSL)
2/11	Juninho	M	5-8	140	09/20/1973	Rio de Janeiro, Brazil	Barra de Tijuca (Brazil)
2/12	Ken Hesse	D	6-0	170	02/03/1972	Denver, CO	Cal St. Fullerton
3/21	Tulio	F	5-9	155	02/07/1976	Uberlandia, Brazil	XV de Novembro (Brazil)
3/22	Danny Barber	M	5-8	160	05/17/1971	Bellflower, CA	Las Vegas (CISL)

### 1997 MLS COLLEGE DRAFT – FEBRUARY 2-3, 1997

RD./OVERALL	PLAYER	POS.	HT.	WT	DOB	HOMETOWN	COLLEGE/LAST CLUB
1/5	Brian Kelly	F	5-7	140	10/06/1974	Shavertown, PA	Duke
2/15	Will Kohler	M	5-7	140	03/13/1975	Bala Cynwyd, PA	Harvard
3/15	Andrew Lewis	D	6-1	175	07/10/1974	New Providence, NJ	Princeton

### 1997 MLS SUPPLEMENTAL DRAFT – FEBRUARY 2-3, 1997

RD./OVERALL	PLAYER	POS.	HT.	WT	DOB	HOMETOWN	COLLEGE/LAST CLUB
1/5	Ezra Hendrickson	D	6-3	185	01/16/1972	Kokomo, IN	Drake
2/15	Braeden Cloutier	F	5-11	165	10/03/1974	Wichita, KS	San Diego (CISL)
3/25	Dave Stewart	F	5-7	148	01/17/1974	El Paso, TX	Texas-El Paso

CONTINUE →

**1998 MLS COLLEGE DRAFT – JANUARY 31-FEBRUARY 1, 1998**

RD./OVERALL	PLAYER	POS.	HT.	WT	DOB	HOMETOWN	COLLEGE/LAST CLUB
1/5	Mike Petke	D	6-2	185	01/30/1976	Bohemia, NY	Sa. Conn. St.
2/15	Joe Munoz	F	5-11	157	03/16/1976	Chula Vista, CA	Cal-State Bakersfield
3/25	Billy Walsh	M	6-2	185	10/07/1975	Chatham, NJ	Rutgers
3/28	Cesidio Colasante	F	5-8	146	01/10/1975	Hockessin, DE	La Salle

**1999 MLS COLLEGE DRAFT – FEBRUARY 7, 1999**

RD./OVERALL	PLAYER	POS.	HT.	WT	DOB	HOMETOWN	COLLEGE/LAST CLUB
1/7	John Wolyniec	F	6-1	172	01/24/1977	Staten Island, NY	Fordham
2/16	Kevin Knight	M	6-1	175	10/22/1976	Fairfax, VA	James Madison
3/29	Jim Manganello	M	5-10	165	12/08/1976	Duxbury, MA	Wheaton
3/31	Eric Kvello	F	6-1	165	02/12/1977	Houston, TX	Georgetown

**1999 MLS SUPPLEMENTAL DRAFT – FEBRUARY 7, 1999**

RD./OVERALL	PLAYER	POS.	HT.	WT	DOB	HOMETOWN	COLLEGE/LAST CLUB
1/4	Petter Villegas	M	5-7	140	11/15/1975	Newark, NJ	Kean
3/31	Nansha Kalonji	D	5-10	175	02/16/1973	Jersey City, NJ	Central Jersey (D3)

**2000 MLS SUPERDRAFT – FEBRUARY 6, 2000**

RD./OVERALL	PLAYER	POS.	HT.	WT	DOB	HOMETOWN	COLLEGE/LAST CLUB
1/1	Steve Shak	D	6-1	158	02/08/1978	Cerritos, CA	UCLA
4/37	Daniel Alvarez	M	5-11	165	01/18/1978	Fayetteville, NY	Furman
4/48	Orlando Perez	M	6-1	155	07/12/1977	Los Angeles, CA	Orange County
5/49	Colby Jackson	F	6-0	175	02/22/1977	Claremont, CA	Cal-State Fullerton
6/61	Jake Dancy	D	5-9	160	04/09/1978	Kansas City, MO	Fresno State

**2001 MLS SUPERDRAFT – FEBRUARY 5, 2001**

RD./OVERALL	PLAYER	POS.	HT.	WT	DOB	HOMETOWN	COLLEGE/LAST CLUB
2/13	Rodrigo Faria	F	6-1	150	02/24/1977	Bronxville, NY	MetroStars Black
3/26	Kerwin Jemmott	M	6-1	160	08/24/1978	Port of Spain, Trinidad	Joe Public
4/46	Martin Klinger (P-40)	F	5-11	140	07/09/1980	Kearny, NJ	Project-40
5/58	O'Neil Peart	F	6-3	195	10/11/1976	Kingston, Jamaica	Long Island (A-League)
6/70	Russell Payne	GK	6-1	188	02/19/1972	Columbia, MD	Boston (A-League)

**2002 MLS SUPERDRAFT – FEBRUARY 10, 2002**

RD./OVERALL	PLAYER	POS.	HT.	WT	DOB	HOMETOWN	COLLEGE/LAST CLUB
1/3	Brad Davis (P-40)	M	5-11	165	11/08/1981	St. Charles, MO	Saint Louis
2/7	Mansour Ndiaye	M	5-9	180	03/12/1980	New York, NY	Connecticut
3/30	Sam Forko	D	5-9	155	09/02/1978	Houston, TX	Connecticut
5/56	Mario Gomez	M	5-6	150	08/12/1981	Tela, Honduras	NJ Imperials
6/66	Jeff Moore	M	5-8	150	01/15/1980	Gloucester Twp., NJ	Richard Stockton
6/68	Leo Krupnik	D	6-2	170	07/15/1979	San Francisco, CA	UC Berkeley

CONTINUE →

**2003 MLS SUPERDRAFT – JANUARY 17, 2003**

RD./OVERALL	PLAYER	POS.	HT.	WT	DOB	HOMETOWN	COLLEGE/LAST CLUB
1/2	Ricardo Clark (P-40)	M	5-10	140	02/10/1983	Jonesboro, GA	Furman
1/4	Mike Magee (P-40)	F	5-9	150	09/02/1984	Long Grove, IL	Chicago Sockers
2/12	Eddie Gaven (P-40)	M	6-0	145	10/25/1986	Hamilton, NJ	Hibernian FC
2/17	Tim Regan	D/M	6-1	170	06/27/1981	Orland Hills, IL	Bradley
3/30	Tim Glowienka	D	5-9	165	08/10/1980	Oak Ridge, TN	South Carolina
4/32	Kenny Arena	D	6-1	175	02/06/1981	Fairfax, VA	Virginia
5/42	Jacob LeBlanc	M	5-11	180	02/02/1981	Palo Alto, CA	Virginia
5/49	Marco Velez	D	6-1	186	06/26/1980	Carolina, Puerto Rico	Barry University

**2004 MLS SUPERDRAFT – JANUARY 16, 2004**

RD./OVERALL	PLAYER	POS.	HT.	WT	DOB	HOMETOWN	COLLEGE/LAST CLUB
2/18	Seth Stammer	D	5-10	166	09/29/1981	Gahanna, OH	Maryland
3/21	Zach Wells	GK	6-2	187	02/26/1981	Costa Mesa, CA	UCLA
3/26	Olivier Occean	F	6-1	180	10/23/1981	Montreal, QC	So. Conn. St.
4/36	Michael Bradley (P-40)	M	5-8	130	07/31/1987	Palatine, IL	Chicago Sockers
5/46	Johnny David	M	5-9	165	06/24/1981	Hillside, NJ	Farleigh Dickinson
6/60	Jeff Parke	D	6-1	160	03/23/1982	Downington, PA	Drexel

**2005 MLS SUPERDRAFT – JANUARY 14, 2005**

RD./OVERALL	PLAYER	POS.	HT.	WT	DOB	HOMETOWN	COLLEGE/LAST CLUB
1/12	Tim Ward	D	6-0	165	02/28/1987	Waukesha, WI	Saint Louis
3/25	Chris Corcoran	M	5-9	165	03/30/1983	Marshfield, MA	St. John's

**2005 MLS SUPPLEMENTAL DRAFT – FEBRUARY 4, 2005**

RD./OVERALL	PLAYER	POS.	HT.	WT	DOB	HOMETOWN	COLLEGE/LAST CLUB
1/6	Jason Hernandez	D	5-10	160	08/26/1983	Englewood, NJ	Seton Hall
3/30	Patrick Hannigan	GK	6-3	200	10/23/1982	Philadelphia, PA	Temple
4/42	Usiel Vasquez	F	5-11	175	11/18/1981	Mexico City, Mex.	So. Conn. St.

**2006 MLS SUPERDRAFT – JANUARY 13, 2006**

RD./OVERALL	PLAYER	POS.	HT.	WT	DOB	HOMETOWN	COLLEGE/LAST CLUB
1/1	Marvell Wynne (GA)	D	5-10	171	05/08/1986	Poway, CA	UCLA
2/17	Josmer Altidore (GA)	F	5-10	175	11/06/1989	Boca Raton, FL	U.S. U-17's
4/41	Blake Camp	M	6-2	194	10/11/1983	Danielsville, GA	Duke

**2006 MLS SUPPLEMENTAL DRAFT – JANUARY 26, 2006**

RD./OVERALL	PLAYER	POS.	HT.	WT	DOB	HOMETOWN	COLLEGE/LAST CLUB
1/5	Joe Vide	M	5-10	165	05/16/1984	Raleigh, NC	Virginia
2/17	Peter Dzubay	GK	6-1	177	01/06/1984	Sylvania, OH	Michigan
3/29	Brian Cvilkas	F	6-3	180	03/16/1984	Highlands Ranch, CO	Old Dominion
4/31	Brian Devlin	M	5-7	150		Philadelphia, PA	Penn State

CONTINUE →

**2007 MLS SUPERDRAFT – JANUARY 12, 2007**

RD./OVERALL	PLAYER	POS.	HT.	WT	DOB	HOMETOWN	COLLEGE/LAST CLUB
2/19	Dane Richards	M/F	5-7	153	12/14/1983	Montego Bay, Jamaica	Clemson
3/33	Sinisa Ubiparipovic	M	5-9	155	08/25/1983	Mentor, OH	Akron

**2007 MLS SUPPLEMENTAL DRAFT – JANUARY 18, 2007**

RD./OVERALL	PLAYER	POS.	HT.	WT	DOB	HOMETOWN	COLLEGE/LAST CLUB
1/6	Randi Patterson	F	5-9	170	04/16/1985	Hackensack, NJ	UNC-Greensboro
2/19	Sal Caccavale	M	5-7	145	05/16/1985	West Islip, NY	American
4/46	Danny Cepero	GK	6-2	210	04/22/1985	Baldwin, NY	Pennsylvania

**2008 MLS SUPERDRAFT – JANUARY 18, 2008**

RD./OVERALL	PLAYER	POS.	HT.	WT	DOB	HOMETOWN	COLLEGE/LAST CLUB
2/16	Eric Brunner	D	6-4	170	02/12/1986	Dublin, OH	Ohio State
3/32	Luke Sassano	D/M	6-1	170	10/14/1985	Orinda, CA	UC-Berkeley
4/44	David Roth	M	5-8	138	12/04/1985	St. Louis, MO	Northwestern

**2008 MLS SUPPLEMENTAL DRAFT – JANUARY 24, 2008**

RD./OVERALL	PLAYER	POS.	HT.	WT	DOB	HOMETOWN	COLLEGE/LAST CLUB
1/7	Danleigh Borman	M	5-9	160	01/25/1985	Cape Town, South Africa	Rhode Island
2/21	Michael Palacio	M/F	6-1	175	08/29/1986	Long Beach, NY	Stony Brook
3/35	John Gilkerson	D	6-0	175	05/06/1985	Winchester, VA	Winthrop
4/49	Laurent Manuel	D	5-9	145	04/27/1986	New York, NY	Brown

**2009 MLS SUPERDRAFT – JANUARY 15, 2009**

RD./OVERALL	PLAYER	POS.	HT.	WT	DOB	HOMETOWN	COLLEGE/LAST CLUB
1/11	Jeremy Hall	M	5-11	163	09/11/1988	Tampa, FL	Maryland
2/18	Babajide Ogunbiyi	D	6-4	212	11/30/1986	Gwynedd, PA	Santa Clara
2/29	Jack Traynor	D	5-9	160	03/17/1987	St. Charles, MO	Notre Dame
3/44	Nick Zimmerman	M	6-0	184	05/13/1987	Tampa, FL	James Madison

**2010 MLS SUPERDRAFT – JANUARY 14, 2010**

RD./OVERALL	PLAYER	POS.	HT.	WT	DOB	HOMETOWN	COLLEGE/LAST CLUB
1/2	Tony Tchani	M	6-4	185	04/13/1989	Norfolk, VA	Virginia
1/14	Austin da Luz	M	5-10	160	10/09/1987	Winston-Salem, NC	Wake Forest
2/18	Tim Ream	D	6-1	160	10/05/1987	St. Louis, MO	Saint Louis
3/34	Conor Chinn	F	6-0	180	08/29/1987	San Diego, CA	San Francisco
4/50	Irving Garcia	M/F	5-5	140	02/04/1988	San Luis, AZ	UC-Irvine

**2011 MLS SUPERDRAFT – JANUARY 13, 2011**

RD./OVERALL	PLAYER	POS.	HT.	WT	DOB	HOMETOWN	COLLEGE/LAST CLUB
1/13	Corey Hertzog	F	6-0	172	08/01/1990	Reading, PA	Penn State
2/25	John Rooney	M	5-10	175	12/17/1990	Liverpool, England	N/A
2/30	Tyler Lassiter	D	6-0	170	04/07/1989	Wake Forest, NC	North Carolina State
3/38	Billy Cortes	M	5-11	181	12/01/1988	Mission Viejo, CA	Maryland

CONTINUE →

**2011 MLS SUPPLEMENTAL DRAFT – JANUARY 18, 2011**

RD./OVERALL	PLAYER	POS.	HT.	WT	DOB	HOMETOWN	COLLEGE/LAST CLUB
1/4	Jimmy Maurer	GK	6-2	194	07/15/1988	Lawrenceville, GA	South Carolina
2/31	Teddy Schneider	D	5-6	130	11/23/1988	Califon, NJ	Princeton

**2012 MLS SUPERDRAFT – JANUARY 12, 2012**

RD./OVERALL	PLAYER	POS.	HT.	WT	DOB	HOMETOWN	COLLEGE/LAST CLUB
2/31	Ryan Meara	GK	6-4	185	15/11/1990	Yonkers, NY	Fordham

**2012 MLS SUPPLEMENTAL DRAFT – JANUARY 17, 2012**

RD./OVERALL	PLAYER	POS.	HT.	WT	DOB	HOMETOWN	COLLEGE/LAST CLUB
2/31	Mike Volk	D	6-1	170	23/05/1989	Bear, DE	University of Virginia
3/50	Christian Barreiro	M	5-7	152	14/12/1990	Baltimore, MD	University of Pennsylvania
4/69	Nate Polak	M	6-2	180	05/09/1989	Lincoln, NE	Hastings College

**2013 MLS SUPERDRAFT – JANUARY 17, 2013**

RD./OVERALL	PLAYER	POS.	HT.	WT	DOB	HOMETOWN	COLLEGE/LAST CLUB
2/22	Ian Christianson	M	5-11	155	06/03/1991	Cedar Rapids, IA	Georgetown

**2013 MLS SUPPLEMENTAL DRAFT – JANUARY 22, 2013**

RD./OVERALL	PLAYER	POS.	HT.	WT	DOB	HOMETOWN	COLLEGE/LAST CLUB
1/1	Ryan Clark	M	5-10	170	22/12/1990	Freehold, NJ	Monmouth
1/13	Michael Bustamante	M	5-9	160	21/09/1989	Chelsea, MA	Boston
2/32	Ben Fisk	M	5-10	160	18/01/1991	Federal Way, WA	Washington
2/34	Marc Cintron	M	6-1	185	12/11/1990	Piscataway, NJ	Providence
3/51	Stephane Diop	F	5-11	165	17/06/1989	Dakar, Senegal	Connecticut
4/70	Andrew Ribeiro	D	6-0	180	22/10/1990	Green Bay, WI	Creighton

**2014 MLS SUPERDRAFT – JANUARY 16, 2014**

RD./OVERALL	PLAYER	POS.	HT.	WT	DOB	HOMETOWN	COLLEGE/LAST CLUB
2/22	Chris Duvall	D	5-10	150	10/09/1991	Guluth, GA	Wake Forest
2/34	Eric Stevenson	M	5-8	145	30/08/1990	Columbus, OH	Akron

**2015 MLS SUPERDRAFT – JANUARY 16, 2014**

RD./OVERALL	PLAYER	POS.	HT.	WT	DOB	HOMETOWN	COLLEGE/LAST CLUB
1/18	Leo Stolz	M	5-11	170	15/02/91	Munich, Germany	UCLA
2/39	Stefano Bonomo	F	6-2	170	25/01/93	Hillsborough, Calif	Cal

## NEW YORK RED BULLS END-OF-SEASON AWARDS

### 1996

Honda MVP		Roberto Donadoni
Defender of the Year		Tony Meola
Budweiser Scoring Champion		Giovanni Savarese
Player of the Month	May	Giovanni Savarese
	June	Tony Meola
	July	Roberto Donadoni
	August	Antony DeAvila
	Best 11	Roberto Donadoni*

### 1997

Honda MVP		Giovanni Savarese
Defender of the Year		Rhett Harty
Budweiser Scoring Champion		Giovanni Savarese
Player of the Month:	Mar/Apr	Roberto Donadoni
	May	Tony Meola
	June	Mike Sorber
	July	Antony DeAvila
	August	Giovanni Savarese

### 1998

Honda MVP		Eduardo Hurtado
Defender of the Year		Tony Meola
Budweiser Scoring Champion		Eduardo Hurtado
Player of the Month:	April	Alexi Lalas
	May	Jim Rooney
	June	Eduardo Hurtado
	July	Giovanni Savarese
	August	Diego Sonora

### 1999

Honda MVP		Billy Walsh
Defender of the Year		Mike Ammann
Budweiser Scoring Champion		Eduardo Hurtado
Players' Player Award		Billy Walsh
Media Good Guy Award		Mark Semiali

### 2000

Honda MVP		Clint Mathis
Defender of the Year		Mike Ammann
Budweiser Scoring Champion		Clint Mathis
MetroStars.com MVP		Clint Mathis
Humanitarian of the Year		Mark Semiali
Pepsi "Best 11"		Clint Mathis*

### 2001

Honda MVP		Tim Howard
Defender of the Year		Tim Howard
Goalkeeper of the Year		Tim Howard*
Budweiser Scoring Champion		Clint Mathis
MetroStars.com MVP		Tim Howard
Humanitarian of the Year		Tim Howard**
MLS Goal of the Year		Clint Mathis*
Pepsi "Best 11"		Tim Howard*
Rookie of the Year		Rodrigo Faria*

### 2002

Honda MVP		Mamadou Diallo
MetroStars.com Player of the Year		Tim Howard
ADT Defender of the Year		Tim Howard
Budweiser Scoring Champion		Rodrigo Faria
USSF Humanitarian of the Year		Steve Jalley**
Pepsi "Best 11"		Tim Howard*
Commissioner's Award		Tab Ramos*

### 2003

Honda MVP		Amado Guevara
MetroStars.com Player of the Year		Eddie Pope
ADT Defender of the Year		Eddie Pope
Budweiser Scoring Champion		Clint Mathis
USSF Humanitarian of the Year		Tim Regan
Pepsi "Best 11"		Eddie Pope*

### 2004

Honda MVP		Amado Guevara**
USSF Humanitarian of the Year		Tim Regan
Young Player of the Year		Eddie Gaven
Defender of the Year		Eddie Pope
Play of the Year		Cornell Glen, Joselito Vaca
Unsung Player		John Wolyniec
Newcomer of the Year		Jeff Parke
Budweiser Scoring Champion		Amado Guevara
Iron Man		Chris Leitch
MetroStars.com Player of the Year		Amado Guevara
Best 11		Amado Guevara, Eddie Pope, Eddie Gaven*
Kraft Fair Play		Eddie Pope*

CONTINUE →

## 2005

Honda MVP	Youri Djorkaeff
USSF Humanitarian of the Year	Tim Regan
Young Player of the Year	Michael Bradley
Defender of the Year	Chris Leitch
Play of the Year	Amado Guevara (90th minute goal against Chivas USA on August 21)
Unsung Player	Sergio Galvan Rey
Newcomer of the Year	Youri Djorkaeff
Budweiser Scoring Champion	Amado Guevara
Iron Man	Michael Bradley
MetroStars.com Player of the Year	Youri Djorkaeff
Fan of the Year	Fred and Yvonne Bachmann
Youth Clubs of the Year	Staten Island United Soccer League, Toms River Youth Soccer Club
PDA Players of the Year	Jossimar Sanchez (U-14), Gabe Ferrari (U-16), Mike Hessemer (U-19)
Pride and Passion Award	Fernando Ruiz

## 2006

Honda Most Valuable Player	Amado Guevara
Defender of the Year	Carlos Mendes
Co-Unsung Players of the Year	Jeff Parke/Seth Stammer
Newcomer of the Year	Jon Conway
Young Player of the Year	Marvell Wynne
Play of the Year	Jozy Altidore's goal vs. CLB on Sept. 16
Budweiser Golden Boot	Amado Guevara
Ironman	Jeff Parke (2,771 minutes)
newyorkredbulls.com Player of the Year	Amado Guevara
USSF Humanitarian of the Year	Chris Henderson
Fan of the Year	Thomas Binkley
Youth Soccer Club of the Year	Scotch Plains Fanwood

## 2007

Honda Most Valuable Player	Juan Pablo Angel
Defender of the Year	Jeff Parke
Unsung Player of the Year	Jon Conway
Newcomer of the Year	Juan Pablo Angel
Budweiser Golden Boot	Juan Pablo Angel
Young Player of the Year	Jozy Altidore
USSF Humanitarian of the Year	Seth Stammer
Fan of the Year	Pam Eigo
Youth Soccer Club of the Year	Manalapan SC
Best 11	Juan Pablo Angel*

## 2008

Honda Most Valuable Player	Juan Pablo Angel
Defender of the Year	Kevin Goldthwaite
Unsung Player of the Year	Dave van den Bergh
Newcomer of the Year	Jorge Rojas
Budweiser Golden Boot	Juan Pablo Angel
Young Player of the Year	Dane Richards
USSF Humanitarian of the Year	Seth Stammer
Fan of the Year	John Russo
Youth Soccer Club of the Year	Edison SC

## 2009

Honda Most Valuable Player	Juan Pablo Angel
Defender of the Year	Mike Petke
Newcomer of the Year	Albert Celades
Budweiser Golden Boot	Juan Pablo Angel
Young Player of the Year	Jeremy Hall
USSF Humanitarian of the Year	Seth Stammer
Fan of the Year	Herb Weltig

## 2010

Honda Most Valuable Player	Joel Lindpere
Defender of the Year	Tim Ream
Budweiser Golden Boot	Juan Pablo Angel
USSF Humanitarian of the Year	Seth Stammer**

## 2011

Most Valuable Player	Thierry Henry
Defender of the Year	Jan Gunnar Solli
Budweiser Golden Boot	Thierry Henry
Newcomer of the Year	Luke Rodgers
USSF Humanitarian of the Year	Stephen Keel
Best 11	Thierry Henry*

## 2012

Most Valuable Player	Thierry Henry
Defender of the Year	Markus Holgersson
Budweiser Golden Boot	Kenny Cooper
Newcomer of the Year	Kenny Cooper
USSF Humanitarian of the Year	Kenny Cooper
Best 11	Thierry Henry*

## 2013

Most Valuable Player	Tim Cahill
Team Golden Boot Winner	Tim Cahill
Defensive Player of the Year	Jamison Olave
Newcomer of the Year	Jamison Olave
Humanitarian of the Year	Luis Robles
Best 11	Tim Cahill*

## 2014

Most Valuable Player	Bradley Wright-Phillips
Team Golden Boot Winner	Bradley Wright-Phillips**
Defensive Player of the Year	Luis Robles
Newcomer of the Year	Ambroise Oyongo
Humanitarian of the Year	Luis Robles
Best 11	Bradley Wright-Phillips,* Thierry Henry*
Save of the Year	Luis Robles*

\* League Award

\*\* Won the team and league award in this category



# MAJOR LEAGUE SOCCER

<b>CHICAGO FIRE</b>	<b>97</b>	<b>PORTLAND TIMBERS</b>	<b>112</b>
<b>CHIVAS USA</b>	<b>99</b>	<b>REAL SALT LAKE</b>	<b>113</b>
<b>COLORADO RAPIDS</b>	<b>100</b>	<b>SAN JOSE EARTHQUAKES</b>	<b>114</b>
<b>COLUMBUS CREW</b>	<b>101</b>	<b>SEATTLE SOUNDERS FC</b>	<b>115</b>
<b>D.C. UNITED</b>	<b>103</b>	<b>SPORTING KANSAS CITY</b>	<b>116</b>
<b>FC DALLAS</b>	<b>105</b>	<b>TORONTO FC</b>	<b>118</b>
<b>HOUSTON DYNAMO</b>	<b>106</b>	<b>VANCOUVER WHITECAPS FC</b>	<b>119</b>
<b>LOS ANGELES GALAXY</b>	<b>107</b>	<b>NEW TEAMS 2015</b>	<b>120</b>
<b>MONTREAL IMPACT</b>	<b>108</b>	<b>NEW YORK CITY FC</b>	<b>120</b>
<b>NEW ENGLAND REVOLUTION</b>	<b>109</b>	<b>ORLANDO CITY</b>	<b>120</b>
<b>PHILADELPHIA UNION</b>	<b>111</b>		

Click for more MLS online content:

<b>FINAL 2015 STATISTICS</b>	<b>→</b>
<b>RULES AND REGULATIONS</b>	<b>→</b>
<b>MLS PR CONTACTS</b>	<b>→</b>

[WWW.MLSSOCCER.COM](http://WWW.MLSSOCCER.COM)





## CHICAGO FIRE

7000 South Harlem Ave.  
Bridgeview, IL 60455  
P: (708) 594-7200  
www.chicago-fire.com

**Doug Hicks** | @DougCFSC  
Vice President, Communications  
O: 708-496-6724  
dhicks@chicago-fire.com

**Frank Stranzl** | @frankstranzl  
Director, Communications  
O: 708-496-6795  
C: 707-696-1931  
fstranzl@chicago-fire.com

**Eunice Kim** | @ekim28  
Coordinator, Communications  
O: 708-496-6726  
C: 770-634-7636  
EKim@chicago-fire.com

### ALL-TIME REGULAR-SEASON SERIES LEADERS:

	RED BULLS		FIRE	
Goals	5	Angel/Guevara	11	Ante Razov
Assists	6	Amado Guevara	6	3 players tied
Shots	44	Juan Pablo Angel	83	Ante Razov
Shots on Goal	24	Juan Pablo Angel	44	Ante Razov
Fouls Committed	40	Amado Guevara	37	Chris Armas
Fouls Suffered	35	Amado Guevara	52	DaMarcus Beasley
Wins	2	3 players tied	13	Zach Thornton
Losses	8	Tim Howard	5	Zach Thornton
Shutouts	2	Conway/Coundoul	6	Zach Thornton
Saves	55	Tim Howard	84	Zach Thornton
Goals Allowed	18	Tim Howard	24	Zach Thornton

### ALL-TIME REGULAR-SEASON SERIES GAME HIGHS:

	RED BULLS		FIRE	
Goals	3	Bradley Wright-Phillips (5/1)	3	Rolfe/Shipp
Assists	3	Peguy Luyindula (10/27/13)	3	Williams/Blanco
Shots	9	Juan Pablo Angel (8/8/10)	8	6 players tied
Shots on Goal	6	Juan Pablo Angel (5/24/07)	6	Ante Razov (8/9/03)
Fouls Committed	7	3 players tied	5	Williams/Robinson
Fouls Suffered	6	7 players tied	8	DaMarcus Beasley (twice)
Saves	11	Jonny Walker (8/9/03)	10	Jon Busch (5/24/09)
Goals Allowed	5	3 players tied	5	Sean Johnson (10/27/13)

	RED BULLS				FIRE			
	1	2	OT	TOT.	1	2	OT	TOT.
Goals	28	31	0	59	33	45	2	80
Shots	283	333	1	617	286	367	8	661
Shots on Goal	109	150	1	260	134	169	4	307
Fouls	365	380	6	751	295	309	3	607
Offsides	61	62	0	123	69	70	0	139
Corner Kicks	99	109	0	208	108	125	0	233

### GOALS SCORED IN 15-MINUTE INTERVALS:

	1-15	16-30	31-45	46-60	61-75	76-90	OT	TOTAL
NY	9	9	10	7	8	16	0	59
CHI	14	7	12	18	14	13	2	80

### NEW YORK RED BULLS VS. CHICAGO FIRE ALL-TIME REGULAR-SEASON RESULTS

New York Red Bulls record: 13-23-9

Home games: 10-10-3 (34 GF, 33 GA) Road games: 3-13-6 (20 GF, 40 GA)

SEASON / DATE	RESULTS	HOME/ROAD/STADIUM
1998 Apr-17	NY 1 - 0 CHI W	Away Soldier Field
Jul-25	NY 3 - 2 CHI W	Home Giants Stadium
1999 Jul-10	NY 0 - 2 CHI L	Away Soldier Field
Sep-05	NY 1 - 2 CHI L	Home Giants Stadium
2000 May-27	NY 4 - 1 CHI W	Home Giants Stadium
Aug-06	NY 1 - 3 CHI L	Away Soldier Field
2001 Jun-30	NY 1 - 3 CHI L	Away Soldier Field
Sep-01	NY 0 - 1 CHI L	Home Giants Stadium
2002 Apr-20	NY 0 - 2 CHI L	Home Giants Stadium
Jun-22	NY 1 - 0 CHI W	Away Cardinal Stadium
Jul-13	NY 2 - 3 CHI L (2OT)	Home Giants Stadium
Jul-27	NY 0 - 3 CHI L	Away Cardinal Stadium
2003 Jun-14	NY 2 - 3 CHI L	Home Giants Stadium
Jun-28	NY 1 - 2 CHI L (OT)	Away Cardinal Stadium
Aug-09	NY 1 - 1 CHI T (2OT)	Away Cardinal Stadium
Aug-24	NY 1 - 2 CHI L	Home Giants Stadium
2004 May-01	NY 0 - 3 CHI L	Away Soldier Field
May-15	NY 1 - 1 CHI T	Home Giants Stadium
Jul-17	NY 1 - 1 CHI T	Away Soldier Field
Jul-24	NY 2 - 1 CHI W	Home Giants Stadium
2005 Apr-22	NY 0 - 1 CHI L	Home Giants Stadium
May-14	NY 3 - 0 CHI W	Away Soldier Field
May-31	NY 2 - 1 CHI W	Home Giants Stadium
Oct-05	NY 2 - 2 CHI T	Away Soldier Field
2006 May-13	NY 1 - 1 CHI T	Home Giants Stadium
Jun-25	NY 0 - 2 CHI L	Away Toyota Park
Sep-03	NY 1 - 2 CHI L	Away Toyota Park
Sep-30	NY 1 - 0 CHI W	Home Giants Stadium
2007 May-24	NY 3 - 0 CHI W	Home Giants Stadium
Sep-01	NY 1 - 0 CHI W	Home Giants Stadium
Sep-15	NY 2 - 2 CHI T	Away Toyota Park
2008 May-25	NY 1 - 5 CHI L	Home Giants Stadium
Sep-06	NY 0 - 1 CHI L	Away Toyota Park
Oct-23	NY 2 - 5 CHI L	Away Toyota Park
2009 Apr-05	NY 0 - 1 CHI L	Away Toyota Park
May-24	NY 0 - 1 CHI L	Home Giants Stadium

CONTINUE →



SEASON / DATE	RESULTS	HOME/ROAD/STADIUM
2010 Mar-27	NY 1 - 0 CHI W	Home Red Bull Arena
Aug-08	NY 0 - 0 CHI T	Away Toyota Park
2011 Jun-26	NY 1 - 1 CHI T	Away Toyota Park
Aug-13	NY 2 - 2 CHI T	Home Red Bull Arena
2012 Jun-17	NY 1 - 3 CHI L	Away Toyota Park
Jul-18	NY 1 - 0 CHI W	Home Red Bull Arena
Oct-06	NY 0 - 2 CHI L	Home Red Bull Arena
2013 Apr-07	NY 1 - 3 CHI L	Away Toyota Park
Oct-27	NY 5 - 2 CHI W	Home Red Bull Arena
2014 Mar-23	NY 1 - 1 CHI T	Away Toyota Park
May-10	NY 4 - 5 CHI L	Home Red Bull Arena
Aug-10	NY 0 - 1 CHI L	Away Toyota Park

## ALL-TIME POST-SEASON RESULTS

SEASON / DATE	RESULTS	HOME/ROAD/STADIUM
2000 Sep-26	NY 0 - 3 CHI L	Away Soldier Field
Sep-30	NY 2 - 0 CHI W	Home Giants Stadium
Oct-06	NY 2 - 3 CHI L	Away Soldier Field



## CHIVAS USA

18400 Avalon Blvd., Suite 500  
 Carson, CA 90746  
 P: 310-630-4550  
 F: 310-630-4551  
 www.cdchivasusa.com

### ALL-TIME REGULAR-SEASON SERIES LEADERS:

	RED BULLS		CHIVAS USA	
Goals	4	Amado Guevara	5	Ante Razov
Assists	3	Youri Djorkaeff	4	Ante Razov
Shots	19	Juan Pablo Angel	21	Ante Razov
Shots on Goal	9	Juan Pablo Angel	13	Ante Razov
Fouls Committed	18	Dane Richards	17	Sacha Kijestan
Fouls Suffered	11	Dane Richards	16	Juan Francisco Palencia
Wins	2	Jon Conway	2	3 players tied
Losses	3	Bounaoundoul	2	Brad Guzan
Shutouts	2	Tony Meola	3	Brad Guzan
Saves	23	Tony Meola	30	Brad Guzan
Goals Allowed	8	Bounaoundoul	10	Brad Guzan

### ALL-TIME REGULAR-SEASON SERIES GAME HIGHS:

	RED BULLS		CHIVAS USA	
Goals	3	Guevara/Jean Philippe	3	Justin Braun (5/15/11)
Assists	2	Djorkaeff/Henry	2	Ante Razov (9/9/07)
Shots	7	Thierry Henry (5/23/12)	7	Garcia/Torres
Shots on Goal	5	Jean Philippe/Angel	4	Ante Razov (twice)
Fouls Committed	6	Sinisa Ubiparipovic (6/28/08)	4	8 players tied
Fouls Suffered	8	Eddie Gaven (8/21/05)	8	Aniba Harris (6/28/08)
Saves	12	Tony Meola (10/16/05)	6	Brad Guzan (twice)
Goals Allowed	4	Jon Conway (5/20/06)	5	Brad Guzan (5/20/06)

	RED BULLS				CHIVAS USA			
	1	2	OT	TOT.	1	2	OT	TOT.
Goals	8	12	0	20	12	14	0	26
Shots	93	123	0	216	92	110	0	202
Shots on Goal	36	48	0	84	40	57	0	97
Fouls	103	127	0	230	118	115	0	233
Offsides	47	34	0	81	19	32	0	51
Corner Kicks	41	51	0	92	38	42	0	80

### GOALS SCORED IN 15-MINUTE INTERVALS:

	1-15	16-30	31-45	46-60	61-75	76-90	OT	TOTAL
NY	1	5	2	3	3	6	0	20
CHV	3	5	4	5	3	6	0	26

### NY RED BULLS VS. CHIVAS USA ALL-TIME REGULAR-SEASON RESULTS

New York Red Bulls record: 4-6-7

Home games: 3-3-3 (13 GF, 16 GA)

Road games: 1-3-4 (6 GF, 10 GA)

SEASON / DATE	RESULTS	HOME/ROAD/STADIUM
2005 Aug-21	NY 3 - 3 CHV T	home Giants Stadium
Oct-16	NY 2 - 0 CHV W	away The Home Depot Center
2006 Apr-29	NY 0 - 0 CHV T	away The Home Depot Center
May-20	NY 5 - 4 CHV W	home Giants Stadium
2007 Jul-26	NY 0 - 2 CHV L	home Giants Stadium
Sep-09	NY 0 - 3 CHV L	away The Home Depot Center
2008 Jun-05	NY 1 - 0 CHV W	home Giants Stadium
Jun-28	NY 1 - 1 CHV T	away The Home Depot Center
2009 Aug-15	NY 0 - 2 CHV L	home Giants Stadium
Sep-26	NY 1 - 1 CHV T	away The Home Depot Center
2010 Apr-10	NY 0 - 2 CHV L	away The Home Depot Center
Jun-05	NY 1 - 0 CHV W	home Red Bull Arena
2011 May-15	NY 2 - 3 CHV L	home Red Bull Arena
Jul-16	NY 0 - 0 CHV T	away The Home Depot Center
2012 May-23	NY 1 - 1 CHV T	home Red Bull Arena
2013 Aug-25	NY 2 - 3 CHV L	away StubHub Center
2014 Mar-30	NY 1 - 1 CHV T	home Red Bull Arena



## COLORADO RAPIDS

Dick's Sporting Goods Park  
6000 Victory Way  
Commerce City, CO 80022  
P: (303) 272-3500  
www.ColoradoRapids.com

**Richard Clarke** | @MrRichardClarke

Senior Director of Communications and Digital Media  
O: 303-727-3503  
C: 303-304-6899  
rclarke@dsgpark.com

**Diego Garcia** | @DiegoGarciaGB

Coordinator, PR & Social Media  
O: 303-727-3508  
diegogarcia@dsgpark.com

### ALL-TIME REGULAR-SEASON SERIES LEADERS:

	RED BULLS		RAPIDS	
Goals	6	Henry/Savarese	5	Casey/Cummings
Assists	5	Tab Ramos	6	Omar Cummings
Shots	35	Amado Guevara	37	Chris Henderson
Shots on Goal	14	Giovanni Savarese	15	Chris Henderson
Fouls Committed	22	Giovanni Savarese	30	Chris Henderson
Fouls Suffered	24	Tab Ramos	22	Chris Henderson
Wins	6	Tim Howard	5	Marcus Hahnemann
Losses	4	Conway/Meola	2	6 players tied
Shutouts	2	Howard/Meola	4	Marcus Hahnemann
Saves	50	Tim Howard	34	Marcus Hahnemann
Goals Allowed	14	Jon Conway	13	Matt Pickens

### ALL-TIME REGULAR-SEASON SERIES GAME HIGHS:

	RED BULLS		RAPIDS	
Goals	3	Savarese/Guevara	3	Casey/Nyasi
Assists	2	5 players tied	3	Omar Cummings (7/20/11)
Shots	9	Savarese/Mathis	7	Bartlett/Spencer
Shots on Goal	7	Giovanni Savarese (8/18/98)	4	Spencer/Casey
Fouls Committed	7	Savarese/Hernandez	7	Chris Henderson (8/15/97)
Fouls Suffered	8	Donadoni/Chung	6	Vermes/Bravo
Saves	9	Tony Meola (8/15/97)	10	Marcus Hahnemann (8/18/98)
Goals Allowed	5	Jon Conway (9/27/08)	5	David Kramer (8/20/00)

	RED BULLS				RAPIDS			
	1	2	OT	TOT.	1	2	OT	TOT.
Goals	29	28	0	57	23	34	0	57
Shots	235	254	2	491	261	281	3	545
Shots on Goal	113	109	0	222	106	125	2	233
Fouls	240	278	2	520	278	254	2	534
Offsides	67	69	0	136	57	50	1	108
Corner Kicks	85	91	2	178	89	100	0	189

### GOALS SCORED IN 15-MINUTE INTERVALS:

	1-15	16-30	31-45	46-60	61-75	76-90	OT	TOTAL
NY	8	12	9	15	8	6	0	58
COL	8	9	6	10	10	15	0	58

### NY RED BULLS VS. COLORADO RAPIDS

#### ALL-TIME REGULAR-SEASON RESULTS

New York Red Bulls record: 15-17-6

Home games: 99-7-3 (40 GF, 29 GA)

Road games: 6-10-3 (18 GF, 29 GA)

SEASON / DATE	RESULTS	HOME/ROAD/STADIUM
1996 May-16	NY 3 - 0 COL W	Home Giants Stadium
Jul-04	NY 1 - 2 COL L	Away Mile High Stadium
Aug-11	NY 2 - 0 COL W	Away Mile High Stadium
1997 Jun-13	NY 1 - 3 COL L	Home Giants Stadium
Jul-13	NY 4 - 1 COL W	Home Giants Stadium
Aug-15	NY 0 - 2 COL L	Away Mile High Stadium
1998 Jul-04	NY 0 - 1 COL L	Away Mile High Stadium
Aug-18	NY 4 - 1 COL W	Home Giants Stadium
1999 May-22	NY 0 - 2 COL L	Away Mile High Stadium
Jun-12	NY 0 - 1 COL L	Home Giants Stadium
2000 Jun-24	NY 3 - 1 COL W	Away Mile High Stadium
Aug-20	NY 5 - 3 COL W	Home Giants Stadium
2001 Apr-14	NY 1 - 1 COL T (2OT)	Away Mile High Stadium
May-16	NY 1 - 0 COL W	Home Giants Stadium
2002 Apr-13	NY 2 - 1 COL W	Away Invesco Field at Mile High
Jun-26	NY 0 - 1 COL L	Home Giants Stadium
2003 May-03	NY 2 - 1 COL W	Home Giants Stadium
May-17	NY 2 - 0 COL W	Away Invesco Field at Mile High
Jul-26	NY 0 - 1 COL L	Away Invesco Field at Mile High
2004 Jun-30	NY 2 - 3 COL L	Home Giants Stadium
Aug-21	NY 0 - 1 COL L	Away Invesco Field at Mile High
2005 Apr-30	NY 3 - 1 COL W	Away Invesco Field at Mile High
Jul-16	NY 1 - 1 COL T	Home Giants Stadium
2006 Jul-14	NY 1 - 0 COL W	Home Giants Stadium
Oct-07	NY 1 - 1 COL T	Away Invesco Field at Mile High
2007 May-13	NY 0 - 1 COL L	Home Giants Stadium
Jul-08	NY 1 - 0 COL W	Away Dick's Sporting Goods Park
2008 Jul-04	NY 0 - 4 COL L	Away Dick's Sporting Goods Park
Sep-27	NY 4 - 5 COL L	Home Giants Stadium
2009 May-30	NY 2 - 3 COL L	Home Giants Stadium
Jul-25	NY 0 - 4 COL L	Away Dick's Sporting Goods Park
2010 Jul-04	NY 1 - 1 COL T	Away Dick's Sporting Goods Park
Sep-11	NY 3 - 1 COL W	Home Red Bull Arena
2011 May-25	NY 2 - 2 COL T	Home Red Bull Arena
Jul-20	NY 1 - 4 COL L	Away Dick's Sporting Goods Park
2012 Mar-25	NY 4 - 1 COL W	Home Red Bull Arena
2013 Jul-04	NY 0 - 2 COL L	Away Dick's Sporting Goods Park
2014 Mar-15	NY 1 - 1 COL T	Home Red Bull Arena



## COLUMBUS CREW

One Black & Gold Blvd.  
Columbus, Ohio 43211  
P: (614) 447-2739  
F: (614) 447-4109  
www.thecrew.com

Tim Miller | @TimothyKMiller  
Director, Communications  
O: 614-447-4176  
C: 847-828-2003  
tmiller@columbuscrewsc.com

Ryan Schwepfing | @ryanschwepfing  
Manager, Communications  
O: 614-447-4203  
C: 610-751-7067  
rschwepfing@columbuscrewsc.com

### ALL-TIME REGULAR-SEASON SERIES LEADERS:

	RED BULLS		CREW	
Goals	6	Henry/Wolyniec	8	Brian McBride
Assists	5	Thierry Henry	8	Robert Warzycha
Shots	34	Youri Djorkaeff	62	Jeff Cunningham
Shots on Goal	15	Guevara/Magee	30	Jeff Cunningham
Fouls Committed	31	Seth Stammer	49	Brian Maisonneuve
Fouls Suffered	30	Tab Ramos	58	Brian McBride
Wins	6	Tony Meola	5	William Hesmer
Losses	8	Tony Meola	6	Andy Gruenebaum
Shutouts	4	Conway/Meola	4	William Hesmer
Saves	70	Tony Meola	49	Jon Busch
Goals Allowed	18	Tony Meola	17	Andy Gruenebaum

### ALL-TIME REGULAR-SEASON SERIES GAME HIGHS:

	RED BULLS		CREW	
Goals	2	8 players tied	4	Edson Buddle (9/18/04)
Assists	3	Thierry Henry (7/12/14)	3	Robert Warzycha (8/18/99)
Shots	9	Youri Djorkaeff (twice)	10	Jeff Cunningham (5/31/03)
Shots on Goal	4	7 players tied	6	Cunningham/Buddle
Fouls Committed	7	Antony De Avila (9/18/96)	7	Iribarren/Maisonneuve
Fouls Suffered	9	Andy Williams (7/31/02)	8	Jeff Cunningham (3/27/02)
Saves	8	4 players tied	12	Jon Busch (8/29/04)
Goals Allowed	4	3 players tied	4	4 players tied

	RED BULLS				CREW			
	1	2	OT	TOT.	1	2	OT	TOT.
Goals	30	52	2	84	35	38	0	73
Shots	383	452	9	844	393	435	5	833
Shots on Goal	152	182	7	341	161	170	3	334
Fouls	438	464	5	907	415	412	6	833
Offsides	74	64	0	138	114	123	1	238
Corner Kicks	134	142	4	280	141	172	2	315

### GOALS SCORED IN 15-MINUTE INTERVALS:

	1-15	16-30	31-45	46-60	61-75	76-90	OT	TOTAL
NY	11	8	11	15	12	25	2	84
CLB	10	11	14	8	16	14	0	73

### NY RED BULLS VS. COLUMBUS CREW ALL-TIME REGULAR-SEASON RESULTS

New York Red Bulls record: 26-25-9

Home games: 15-10-5 (45 GF, 33 GA) Road games: 11-15-4 (39 GF, 40 GA)

SEASON / DATE	RESULTS	HOME/ROAD/STADIUM
1996 Apr-27	NY 0 - 2 CLB L	Home Giants Stadium
Jun-30	NY 4 - 0 CLB W	Away Ohio Stadium
Sep-15	NY 0 - 2 CLB L	Away Ohio Stadium
Sep-18	NY 1 - 0 CLB W	Home Giants Stadium
1997 Apr-26	NY 2 - 1 CLB W	Home Giants Stadium
May-11	NY 0 - 3 CLB L	Away Ohio Stadium
Jun-21	NY 1 - 2 CLB L	Away Ohio Stadium
Sep-25	NY 0 - 1 CLB L	Home Giants Stadium
1998 Jun-20	NY 1 - 2 CLB L	Away Ohio Stadium
Jul-19	NY 3 - 0 CLB W	Home Giants Stadium
Aug-12	NY 3 - 1 CLB W	Home Giants Stadium
Sep-06	NY 3 - 4 CLB L	Away Ohio Stadium
1999 Mar-28	NY 1 - 0 CLB W	Home Giants Stadium
Jun-26	NY 1 - 2 CLB L	Away Columbus Crew Stadium
Aug-18	NY 2 - 4 CLB L	Home Giants Stadium
Sep-12	NY 2 - 1 CLB W	Away Columbus Crew Stadium
2000 Apr-15	NY 0 - 1 CLB L	Home Giants Stadium
May-06	NY 2 - 0 CLB W	Away Columbus Crew Stadium
2001 Jul-18	NY 1 - 2 CLB L	Away Columbus Crew Stadium
Aug-19	NY 0 - 1 CLB L	Home Giants Stadium
2002 Mar-27	NY 0 - 1 CLB L	Home Giants Stadium
Apr-06	NY 2 - 1 CLB W (2OT)	Away Columbus Crew Stadium
Jul-06	NY 3 - 2 CLB W	Away Columbus Crew Stadium
Jul-31	NY 2 - 3 CLB L	Home Giants Stadium
2003 Apr-12	NY 0 - 1 CLB L	Home Giants Stadium
Apr-26	NY 1 - 0 CLB W	Away Columbus Crew Stadium
May-31	NY 1 - 1 CLB T (2OT)	Away Columbus Crew Stadium
Sep-20	NY 1 - 0 CLB W (2OT)	Home Giants Stadium
2004 Apr-03	NY 3 - 1 CLB W	Away Columbus Crew Stadium
Aug-29	NY 1 - 1 CLB T	Home Giants Stadium
Sep-18	NY 2 - 4 CLB L	Away Columbus Crew Stadium
Oct-09	NY 1 - 1 CLB T	Home Giants Stadium
2005 May-28	NY 3 - 0 CLB W	Away Columbus Crew Stadium
Jun-18	NY 3 - 2 CLB W	Home Giants Stadium
Jul-20	NY 0 - 1 CLB L	Away Columbus Crew Stadium
Aug-14	NY 2 - 1 CLB W	Home Giants Stadium

CONTINUE →



SEASON / DATE	RESULTS	HOME/ROAD/STADIUM
2006 Jun-28	NY 0 - 0 CLB T	Home Giants Stadium
Jul-19	NY 2 - 0 CLB W	Away Columbus Crew Stadium
Aug-19	NY 0 - 1 CLB L	Away Columbus Crew Stadium
Sep-16	NY 1 - 0 CLB W	Home Giants Stadium
2007 Apr-07	NY 0 - 0 CLB T	Away Columbus Crew Stadium
May-19	NY 4 - 0 CLB W	Home Giants Stadium
Jun-30	NY 0 - 1 CLB L	Away Columbus Crew Stadium
2008 Apr-05	NY 2 - 0 CLB W	Home Giants Stadium
Sep-18	NY 1 - 3 CLB L	Away Columbus Crew Stadium
Oct-18	NY 3 - 1 CLB W	Home Giants Stadium
2009 Jun-27	NY 0 - 1 CLB L	Away Columbus Crew Stadium
Aug-30	NY 1 - 0 CLB W	Home Giants Stadium
2010 May-20	NY 1 - 3 CLB L	Home Red Bull Arena
Jul-17	NY 0 - 2 CLB L	Away Columbus Crew Stadium
2011 Mar-26	NY 0 - 0 CLB T	Away Columbus Crew Stadium
Jun-04	NY 1 - 1 CLB T	Home Red Bull Arena
2012 Apr-07	NY 4 - 1 CLB W	Away Columbus Crew Stadium
Sep-15	NY 3 - 1 CLB W	Home Red Bull Arena
2013 May-04	NY 1 - 0 CLB W	Away Columbus Crew Stadium
May-26	NY 2 - 2 CLB T	Home Red Bull Arena
Aug-10	NY 0 - 2 CLB L	Away Columbus Crew Stadium
2014 Apr-26	NY 1 - 1 CLB T	Away Columbus Crew Stadium
Jul-12	NY 4 - 1 CLB W	Home Red Bull Arena
Oct-19	NY 1 - 3 CLB L	Home Red Bull Arena

## ALL-TIME POST-SEASON RESULTS

SEASON / DATE	RESULTS	HOME/ROAD/STADIUM
1998 Sep-30	NY 3 - 5 CLB L	Away Ohio Stadium
Oct-03	NY 1 - 1 CLB SOL	Home Giants Stadium
2008 Nov-23	NY 1 - 3 CLB L	Away The Home Depot Center



## D.C. UNITED

**RFK Stadium**  
**2400 East Capitol St. SE**  
**Washington, DC 20003**  
**P: 202-587-5000**  
**www.dcunited.com**

**Craig Stouffer** | @CraigStouffer

Director of Communications  
 O: 202-587-5425  
 C: 240-426-2829  
 cstouffer@dcunited.com

**T.J. Scholl** | @tjscholl16

Manager of Communications  
 O: 202-587-5429  
 C: 910-389-1607  
 tscholl@dcunited.com

### ALL-TIME REGULAR-SEASON SERIES LEADERS:

	RED BULLS		UNITED	
Goals	6	Angel/Savarese	24	Jaime Moreno
Assists	6	Guevara/Ramos	18	Jaime Moreno
Shots	51	Thierry Henry	92	Jaime Moreno
Shots on Goal	17	Angel/Henry	54	Jaime Moreno
Fouls Committed	29	Amado Guevara	57	Ben Olsen
Fouls Suffered	48	Tab Ramos	86	Ben Olsen
Wins	6	Tim Howard	8	Nick Rimando
Losses	11	Tony Meola	5	Bill Hamid
Shutouts	3	Coundoul/Robles	4	Nick Rimando
Saves	98	Tony Meola	38	Nick Rimando
Goals Allowed	42	Tony Meola	14	Hamid/Perkins

### ALL-TIME REGULAR-SEASON SERIES GAME HIGHS:

	RED BULLS				UNITED			
Goals	2	7 players tied			3	3 players tied		
Assists	2	4 players tied			2	16 players tied		
Shots	10	Thierry Henry (3/16/13)			8	Harkes/Lassiter		
Shots on Goal	5	Thierry Henry (3/16/13)			5	Harkes/Moreno		
Fouls Committed	7	Rhett Harty (8/21/96)			7	Ivanov/Gomez		
Fouls Suffered	7	5 players tied			8	3 players tied		
Saves	15	Tony Meola (4/5/97)			9	Jeff Causey (4/19/97)		
Goals Allowed	6	Jonny Walker (7/3/04)			4	3 players tied		

	RED BULLS				UNITED			
	1	2	OT	TOT.	1	2	OT	TOT.
Goals	46	44	2	92	53	66	1	120
Shots	336	459	5	800	446	455	9	910
Shots on Goal	142	188	4	334	203	217	3	423
Fouls	497	441	4	942	508	501	5	1014
Offsides	96	106	3	205	118	119	1	238
Corner Kicks	124	159	1	284	188	186	3	377

### GOALS SCORED IN 15-MINUTE INTERVALS:

	1-15	16-30	31-45	46-60	61-75	76-90	OT	TOTAL
NY	12	22	12	12	15	17	2	92
DC	16	15	22	20	22	24	1	120

### NY RED BULLS VS. D.C. UNITED ALL-TIME REGULAR-SEASON RESULTS

New York Red Bulls record: 23-33-9

Home games: 13-13-5 (41 GF, 50 GA) Road games: 10-20-4 (51 GF, 70 GA)

SEASON / DATE	RESULTS	HOME/ROAD/STADIUM
1996 May-12	NY 1 - 1 DC SOW	Away RFK Stadium
May-30	NY 1 - 2 DC L	Home Giants Stadium
Aug-21	NY 2 - 3 DC L	Home Giants Stadium
Sep-06	NY 2 - 1 DC W	Away RFK Stadium
1997 Apr-05	NY 1 - 2 DC L	Away RFK Stadium
Apr-19	NY 1 - 2 DC L	Home Giants Stadium
Jul-27	NY 2 - 1 DC W	Home Giants Stadium
Sep-28	NY 3 - 1 DC W	Away RFK Stadium
1998 May-09	NY 0 - 2 DC L	Away RFK Stadium
May-16	NY 4 - 3 DC W	Home Giants Stadium
Aug-22	NY 1 - 2 DC L	Away RFK Stadium
Sep-16	NY 0 - 5 DC L	Home Giants Stadium
1999 Apr-03	NY 0 - 1 DC L	Home Giants Stadium
May-08	NY 1 - 2 DC L	Away RFK Stadium
Aug-11	NY 1 - 4 DC L	Home Giants Stadium
Sep-18	NY 1 - 1 DC SOL	Away RFK Stadium
2000 Apr-01	NY 3 - 2 DC W	Home Giants Stadium
Apr-22	NY 3 - 2 DC W (OT)	Away RFK Stadium
Jun-21	NY 2 - 2 DC T (2OT)	Home Giants Stadium
Aug-02	NY 2 - 3 DC L (2OT)	Away RFK Stadium
2001 May-05	NY 3 - 2 DC W	Home Giants Stadium
Jun-13	NY 1 - 2 DC L	Away RFK Stadium
Jul-21	NY 2 - 1 DC W	Home Giants Stadium
Aug-15	NY 2 - 1 DC W	Away RFK Stadium
2002 May-18	NY 2 - 4 DC L	Away RFK Stadium
Aug-25	NY 1 - 0 DC W	Home Giants Stadium
Sep-12	NY 0 - 1 DC L	Home Giants Stadium
Sep-14	NY 1 - 2 DC L	Away RFK Stadium
2003 May-10	NY 1 - 0 DC W	Home Giants Stadium
Jul-05	NY 3 - 2 DC W (2OT)	Away RFK Stadium
Sep-25	NY 0 - 2 DC L	Home Giants Stadium
Sep-28	NY 1 - 1 DC T (2OT)	Away RFK Stadium

CONTINUE →



SEASON / DATE	RESULTS	HOME/ROAD/STADIUM
2004 Apr-17	NY 3 - 2 DC W	Home Giants Stadium
Jul-03	NY 2 - 6 DC L	Away RFK Stadium
Oct-02	NY 0 - 1 DC L	Home Giants Stadium
Oct-17	NY 2 - 3 DC L	Away RFK Stadium
2005 Jun-12	NY 0 - 0 DC T	Home Giants Stadium
Aug-10	NY 0 - 3 DC L	Away RFK Stadium
Oct-01	NY 1 - 4 DC L	Home Giants Stadium
Oct-08	NY 2 - 1 DC W	Away RFK Stadium
2006 Apr-02	NY 2 - 2 DC T	Away RFK Stadium
Apr-22	NY 1 - 4 DC L	Home Giants Stadium
Aug-16	NY 0 - 0 DC T	Home Giants Stadium
Sep-23	NY 3 - 4 DC L	Away RFK Stadium
2007 Jun-10	NY 2 - 4 DC L	Away RFK Stadium
Jul-22	NY 1 - 0 DC W	Home Giants Stadium
Aug-22	NY 1 - 3 DC L	Away RFK Stadium
2008 Jun-14	NY 1 - 4 DC L	Away RFK Stadium
Aug-10	NY 4 - 1 DC W	Home Giants Stadium
Aug-30	NY 0 - 0 DC T	Away RFK Stadium
2009 Apr-26	NY 2 - 3 DC L	Home Giants Stadium
Jun-04	NY 0 - 2 DC L	Away RFK Stadium
2010 May-01	NY 2 - 0 DC W	Away RFK Stadium
Jul-10	NY 0 - 0 DC T	Home Red Bull Arena
2011 Apr-21	NY 4 - 0 DC W	Away RFK Stadium
Jul-09	NY 0 - 1 DC L	Home Red Bull Arena
2012 Apr-22	NY 1 - 4 DC L	Away RFK Stadium
Jun-24	NY 3 - 2 DC W	Home Red Bull Arena
Aug-29	NY 2 - 2 DC T	Away RFK Stadium
2013 Mar-16	NY 0 - 0 DC T	Home Red Bull Arena
Apr-13	NY 2 - 0 DC W	Away RFK Stadium
Aug-31	NY 2 - 1 DC W	Home Red Bull Arena
2014 Apr-12	NY 0 - 1 DC L	Away RFK Stadium
Aug-31	NY 0 - 2 DC L	Away RFK Stadium
Sep-10	NY 1 - 0 DC W	Home Red Bull Arena

## ALL-TIME POST-SEASON RESULTS

SEASON / DATE	RESULTS	HOME/ROAD/STADIUM
1996 Sep-24	NY 2 - 2 DC SOW	Home Giants Stadium
1996 Sep-27	NY 0 - 1 DC L	Away RFK Stadium
1996 Oct-02	NY 1 - 2 DC L	Away RFK Stadium
2004 Oct-23	NY 0 - 2 DC L	Home Giants Stadium
2004 Oct-30	NY 0 - 2 DC L	Away RFK Stadium
2006 Oct-21	NY 0 - 1 DC L	Home Giants Stadium
2006 Oct-29	NY 1 - 1 DC T	Away RFK Stadium
2012 Nov-03	NY 1 - 1 DC T	Away RFK Stadium
2012 Nov-08	NY 0 - 1 DC L	Home Red Bull Arena
2014 Nov-02	NY 2 - 0 DC W	Home Red Bull Arena
2014 Nov-08	NY 1 - 2 DC L	Away RFK Stadium





## FC DALLAS

**Toyota Stadium**  
**9200 World Cup Way, Suite 202**  
**Frisco, Texas 75033**  
**P: 469-365-0000**  
**F: 214-705-6799**  
**www.FCDallas.com**

### Cesar Velasco

Sr. Director, Communications  
 & International Business Development  
 O: 469-365-0198  
 C: 214-636-8990  
[CVelasco@fcdallas.net](mailto:CVelasco@fcdallas.net)

### Jason Minnick

Manager, Media Services  
 O: 469-365-0068  
 C: 570-764-0294  
[JMinnick@fcdallas.net](mailto:JMinnick@fcdallas.net)

### ALL-TIME REGULAR-SEASON SERIES LEADERS:

	RED BULLS		FC DALLAS	
<b>Goals</b>	10	Clint Mathis	11	Jason Kreis
<b>Assists</b>	4	Alex Comas	7	Oscar Pareja
<b>Shots</b>	40	Clint Mathis	69	Jason Kreis
<b>Shots on Goal</b>	21	Clint Mathis	33	Jason Kreis
<b>Fouls Committed</b>	19	Petke/Stammler	39	Jason Kreis
<b>Fouls Suffered</b>	32	Tab Ramos	41	Jason Kreis
<b>Wins</b>	5	Howard/Meola	6	Matt Jordan
<b>Losses</b>	5	Tony Meola	4	Dodd/Jordan
<b>Shutouts</b>	2	Meola/Walker	3	Dodd/Jordan
<b>Saves</b>	48	Tim Howard	37	Mark Dodd
<b>Goals Allowed</b>	19	Tim Howard	17	Matt Jordan

### ALL-TIME REGULAR-SEASON SERIES GAME HIGHS:

	RED BULLS		FC DALLAS	
<b>Goals</b>	5	Clint Mathis (8/26/00)	2	6 players tied
<b>Assists</b>	3	Alex Comas (8/26/00)	3	Antonio Martinez (8/11/01)
<b>Shots</b>	8	Clint Mathis (4/15/07)	8	Macon Santos (9/17/11)
<b>Shots on Goal</b>	5	Clint Mathis (8/26/00)	5	Ronald Cerritos (9/5/02)
<b>Fouls Committed</b>	7	Villegas/Cahill	7	Eddie Johnson (8/15/04)
<b>Fouls Suffered</b>	7	Jose Galvan (5/24/03)	7	Jason Kreis (7/10/96)
<b>Saves</b>	8	Tim Howard (9/5/02)	8	Mark Dodd (8/23/97)
<b>Goals Allowed</b>	5	Mike Ammann (6/5/99)	6	Matt Jordan (8/26/00)

	RED BULLS				FC DALLAS			
	1	2	OT	TOT.	1	2	OT	TOT.
<b>Goals</b>	21	35	1	57	26	35	0	61
<b>Shots</b>	235	318	6	559	230	306	0	536
<b>Shots on Goal</b>	90	129	4	223	108	133	0	241
<b>Fouls</b>	287	283	4	574	288	287	2	577
<b>Offsides</b>	60	48	0	108	74	70	0	144
<b>Corner Kicks</b>	106	99	2	207	68	104	1	173

### GOALS SCORED IN 15-MINUTE INTERVALS:

	1-15	16-30	31-45	46-60	61-75	76-90	OT	TOTAL
<b>NY</b>	5	6	10	11	8	16	1	57
<b>DAL</b>	7	8	11	8	15	12	0	61

### ALL-TIME POST-SEASON RESULTS

SEASON / DATE	RESULTS			HOME/ROAD/STADIUM	
2000 Sep-15	NY	2 - 1	DAL	W	(2OT) Home Giants Stadium
Sep-20	NY	2 - 1	DAL	W	Away Cotton Bowl
2011 Oct-26	NY	2 - 0	DAL	W	Away Pizza Hut Park

### NY RED BULLS VS. FC DALLAS ALL-TIME REGULAR-SEASON RESULTS

New York Red Bulls record: 20-17-4

Home games: 11-8-2 (30 GF, 30 GA)

Road games: 9-9-2 (27 GF, 31 GA)

SEASON / DATE	RESULTS			HOME/ROAD/STADIUM		
1996 Jun-02	NY	1 - 0	DAL	W	Away	Cotton Bowl
Jun-19	NY	0 - 0	DAL	SOW	Home	Giants Stadium
Jul-10	NY	3 - 2	DAL	W	Home	Giants Stadium
1997 Jun-15	NY	1 - 3	DAL	L	Away	Cotton Bowl
Aug-23	NY	2 - 1	DAL	W	Away	Cotton Bowl
Sep-16	NY	0 - 1	DAL	L	Home	Giants Stadium
1998 May-06	NY	0 - 1	DAL	L	Home	Giants Stadium
Aug-29	NY	0 - 2	DAL	L	Away	Cotton Bowl
1999 Jun-05	NY	2 - 5	DAL	L	Home	Giants Stadium
Aug-04	NY	0 - 2	DAL	L	Away	Cotton Bowl
2000 Jul-05	NY	2 - 1	DAL	W	Home	Giants Stadium
Aug-26	NY	6 - 4	DAL	W	Away	Cotton Bowl
2001 Apr-28	NY	3 - 2	DAL	W	Home	Giants Stadium
Aug-11	NY	0 - 3	DAL	L	Away	Cotton Bowl
2002 May-04	NY	1 - 2	DAL	L	Home	Giants Stadium
Jul-04	NY	0 - 2	DAL	L	Away	Cotton Bowl
Aug-17	NY	1 - 3	DAL	L	Home	Giants Stadium
Sep-05	NY	3 - 1	DAL	W	Away	Cotton Bowl
2003 May-24	NY	2 - 1	DAL	W	Home	Giants Stadium
Jul-19	NY	2 - 1	DAL	W	(OT) Home	Dragon Stadium
Oct-11	NY	0 - 0	DAL	T	(2OT) Home	Giants Stadium
2004 Jun-05	NY	0 - 2	DAL	L	Home	Giants Stadium
Aug-15	NY	0 - 1	DAL	L	Home	Giants Stadium
Sep-25	NY	2 - 0	DAL	W	Away	Cotton Bowl
2005 Jul-27	NY	3 - 2	DAL	W	Home	Giants Stadium
Aug-06	NY	2 - 2	DAL	T	Away	Pizza Hut Park
2006 May-24	NY	1 - 2	DAL	L	Home	Giants Stadium
Jul-08	NY	1 - 2	DAL	L	Away	Pizza Hut Park
2007 Apr-15	NY	3 - 0	DAL	W	Home	Giants Stadium
Apr-26	NY	1 - 0	DAL	W	Away	Pizza Hut Park
2008 Apr-12	NY	0 - 2	DAL	L	Away	Pizza Hut Park
Jun-21	NY	1 - 0	DAL	W	Home	Giants Stadium
2009 Jul-04	NY	1 - 2	DAL	L	Away	Pizza Hut Park
Aug-23	NY	3 - 2	DAL	W	Home	Giants Stadium
2010 Apr-17	NY	2 - 1	DAL	W	Home	Red Bull Arena
Sep-16	NY	2 - 2	DAL	T	Away	Pizza Hut Park
2011 Jul-23	NY	2 - 2	DAL	T	Home	Red Bull Arena
Sep-17	NY	1 - 0	DAL	W	Away	Pizza Hut Park
2012 Mar-11	NY	1 - 2	DAL	L	Away	FC Dallas Stadium
2013 Sep-22	NY	1 - 0	DAL	W	Home	Red Bull Arena
2014 May-04	NY	1 - 0	DAL	W	Away	Toyota Stadium



## HOUSTON DYNAMO

1001 Avenida de las Americas, Suite 200  
Houston, TX 77010  
P: (713) 276-7500  
www.HoustonDynamo.com

### Lester Gretsich | @elgretsich

Senior Director, Communications & Broadcasting  
O: 713-276-7522  
C: 832-633-0632  
LGretsich@houstondynamo.com

### Matt Pedersen | @mattpedersen5

Manager, Communications  
O: 713-276-7520  
C: 832-794-8673  
MPedersen@houstondynamo.com

### Ben Crook | @TheBenCrook

Digital Communications Coordinator  
O: 713-276-7588  
C: 832-652-9936  
bcrook@houstondynamo.com

### ALL-TIME REGULAR-SEASON SERIES LEADERS:

	RED BULLS		DYNAMO	
Goals	6	Bradley Wright-Phillips	3	Ching/Davis
Assists	7	Thierry Henry	3	Stuart Holden
Shots	27	Thierry Henry	30	Brad Davis
Shots on Goal	12	Bradley Wright-Phillips	12	Brad Davis
Fouls Committed	17	Richards/Stammler	24	Ricardo Clark
Fouls Suffered	11	Jahn Wolyniec	21	Brad Davis
Wins	5	Luis Robles	1	3 players tied
Losses	1	3 players tied	6	Tally Hall
Shutouts	4	Luis Robles	2	Pat Onstad
Saves	21	Luis Robles	37	Tally Hall
Goals Allowed	4	Coundoul/Waterreus	23	Tally Hall

### ALL-TIME REGULAR-SEASON SERIES GAME HIGHS:

	RED BULLS		DYNAMO	
Goals	3	Bradley Wright-Phillips (4/2/14)	2	Joseph Ngwenya (7/5/07)
Assists	2	3 players tied	2	Stuart Holden (7/5/07)
Shots	8	Bradley Wright-Phillips (4/2/14)	6	Brad Davis (6/2/10)
Shots on Goal	5	Bradley Wright-Phillips (4/2/14)	3	Ching/Davis
Fouls Committed	6	Dane Richards (5/31/08)	5	Ricardo Clark (5/16/09)
Fouls Suffered	6	Peguero Jean Philippe (6/10/14)	6	Moreno/Robinson
Saves	7	Jon Conway (5/16/09)	8	Tally Hall (4/2/11)
Goals Allowed	4	Ronald Waterreus (7/5/07)	4	Tally Hall (twice)

	RED BULLS				DYNAMO			
	1	2	OT	TOT.	1	2	OT	TOT.
Goals	12	21	0	33	9	10	0	19
Shots	114	125	0	239	121	151	0	272
Shots on Goal	48	53	0	101	45	51	0	96
Fouls	126	135	0	261	120	110	0	230
Offsides	19	25	0	44	39	35	0	74
Corner Kicks	49	53	0	102	46	56	0	102

### GOALS SCORED IN 15-MINUTE INTERVALS:

	1-15	16-30	31-45	46-60	61-75	76-90	OT	TOTAL
NY	8	2	2	9	5	7	0	33
HOU	2	5	2	2	3	5	0	19

### NY RED BULLS VS. HOUSTON DYNAMO ALL-TIME REGULAR-SEASON RESULTS

New York Red Bulls record: 13-23-9

Home games: 8-0-3 (19 GF, 4 GA)

Road games: 2-3-5 (14 GF, 15 GA)

SEASON / DATE	RESULTS	HOME/ROAD/STADIUM
2006 Jun-10	NY 1 - 1 HOU T	Home Giants Stadium
Jul-29	NY 1 - 1 HOU T	Away Robertson Stadium
2007 Apr-21	NY 1 - 0 HOU W	Home Giants Stadium
Jul-05	NY 0 - 4 HOU L	Away Robertson Stadium
2008 May-31	NY 0 - 1 HOU L	Away Robertson Stadium
Aug-24	NY 3 - 0 HOU W	Home Giants Stadium
2009 Apr-11	NY 0 - 0 HOU T	Away Robertson Stadium
May-16	NY 1 - 1 HOU T	Home Giants Stadium
2010 Jun-02	NY 2 - 1 HOU W	Home Red Bull Arena
Jul-31	NY 2 - 2 HOU T	Away Robertson Stadium
2011 Apr-02	NY 1 - 1 HOU T	Home Red Bull Arena
May-21	NY 2 - 2 HOU T	Away Robertson Stadium
2012 May-09	NY 1 - 0 HOU W	Home Red Bull Arena
Aug-03	NY 0 - 2 HOU L	Away BBVA Compass Stadium
Aug-10	NY 2 - 0 HOU W	Home Red Bull Arena
2013 Jun-30	NY 2 - 0 HOU W	Home Red Bull Arena
Sep-08	NY 4 - 1 HOU W	Away BBVA Compass Stadium
Oct-20	NY 3 - 0 HOU W	Away BBVA Compass Stadium
2014 Apr-23	NY 4 - 0 HOU W	Home Red Bull Arena
Jul-04	NY 2 - 2 HOU T	Away BBVA Compass Stadium
Oct-04	NY 1 - 0 HOU W	Home Red Bull Arena

### ALL-TIME POST-SEASON RESULTS

SEASON / DATE	RESULTS	HOME/ROAD/STADIUM
2008 Nov-01	NY 1 - 1 HOU T	Home Giants Stadium
Nov-09	NY 3 - 0 HOU W	Away Robertson Stadium
2013 Nov-03	NY 2 - 2 HOU T	Away BBVA Compass Stadium
Nov-06	NY 1 - 2 HOU L (20T)	Home Red Bull Arena



## LOS ANGELES GALAXY

**StubHub Center**  
**18400 Avalon Blvd.**  
**Suite 200**  
**Carson, CA 90746**  
**P: 310-630-2200**  
**www.lagalaxy.com**

**Brendan Hannan** | @BrendanHannan  
 Senior Director of Communications and Digital  
 O: 310-630-2245  
 C: 720-937-8962  
 bhannan@lagalaxy.com

**Chris Glidden** | @cwglidden  
 Communications Manager  
 O: 310-630-4623  
 C: 561-459-0025  
 cglidden@lagalaxy.com

**Vicky Mercado**  
 Communications Specialist  
 O: 310-630-2215  
 C: 310-995-8561  
 vmercado@lagalaxy.com

### ALL-TIME REGULAR-SEASON SERIES LEADERS:

	RED BULLS		GALAXY	
<b>Goals</b>	6	Juan Pablo Angel	7	Donovan/Jones
<b>Assists</b>	4	Amado Guevara	10	Cobi Jones
<b>Shots</b>	35	Juan Pablo Angel	43	Cobi Jones
<b>Shots on Goal</b>	21	Juan Pablo Angel	23	Cobi Jones
<b>Fouls Committed</b>	21	Mike Magee	26	Cienfuegos/Jones
<b>Fouls Suffered</b>	21	Tab Ramos	43	Cobi Jones
<b>Wins</b>	4	Tony Meola	8	Kevin Hartman
<b>Losses</b>	7	Tony Meola	8	Kevin Hartman
<b>Shutouts</b>	2	3 players tied	5	Kevin Hartman
<b>Saves</b>	45	Tony Meola	78	Kevin Hartman
<b>Goals Allowed</b>	23	Tony Meola	30	Kevin Hartman

### ALL-TIME REGULAR-SEASON SERIES GAME HIGHS:

	RED BULLS		GALAXY	
<b>Goals</b>	4	Mamadou Diallo (6/15/02)	3	Hurtado/Ruiz
<b>Assists</b>	3	Andy Williams (6/15/02)	3	Vanney/Donovan
<b>Shots</b>	9	Juan Pablo Angel (8/18/07)	8	Cobi Jones (4/19/03)
<b>Shots on Goal</b>	6	3 players tied	4	5 players tied
<b>Fouls Committed</b>	6	Alvarez/Magee	5	13 players tied
<b>Fouls Suffered</b>	7	Mamadou Diallo (6/15/02)	7	Marcelo Saragosa (6/23/04)
<b>Saves</b>	9	Mike Ammann (6/3/00)	10	Hartman/Cannon
<b>Goals Allowed</b>	4	5 players tied	5	Hartman/Cannon

	RED BULLS				GALAXY			
	1	2	OT	TOT.	1	2	OT	TOT.
<b>Goals</b>	27	29	0	56	30	27	0	57
<b>Shots</b>	238	275	1	514	238	271	5	514
<b>Shots on Goal</b>	106	121	0	227	102	110	2	214
<b>Fouls</b>	272	274	4	550	265	299	3	567
<b>Offsides</b>	67	75	0	142	63	66	0	129
<b>Corner Kicks</b>	72	94	0	166	81	113	1	195

### GOALS SCORED IN 15-MINUTE INTERVALS:

	1-15	16-30	31-45	46-60	61-75	76-90	OT	TOTAL
<b>NY</b>	4	10	13	11	9	9	0	56
<b>LA</b>	14	9	7	7	7	13	0	57

### ALL-TIME POST-SEASON RESULTS

SEASON / DATE	RESULTS				HOME/ROAD/STADIUM	
2001 Sep-23	NY	1 - 1	LA	T (20T)	Away	Rose Bowl
Sep-26	NY	4 - 1	LA	W	Home	Giants Stadium
Sep-29	NY	2 - 4	LA	L (OT)	Away	Rose Bowl
2011 Oct-30	NY	0 - 1	LA	L	Home	Red Bull Arena
Nov-03	NY	1 - 2	LA	L	Away	The Home Depot C

### NY RED BULLS VS. LOS ANGELES GALAXY ALL-TIME REGULAR-SEASON RESULTS

New York Red Bulls record: 18-16-6

Home games: 12-7-2 (34 GF, 27 GA)

Road games: 6-9-4 (22 GF, 30 GA)

SEASON / DATE	RESULTS				HOME/ROAD/STADIUM	
1996 Apr-13	NY	1 - 2	LA	L	Away	Rose Bowl
Jun-09	NY	0 - 4	LA	L	Home	Giants Stadium
Jul-21	NY	0 - 3	LA	L	Away	Rose Bowl
Sep-10	NY	3 - 1	LA	W	Home	Giants Stadium
1997 May-04	NY	0 - 0	LA	SOW	Home	Giants Stadium
Jul-20	NY	0 - 4	LA	L	Home	Giants Stadium
Sep-04	NY	3 - 1	LA	W	Away	Rose Bowl
1998 Mar-28	NY	2 - 3	LA	L	Away	Rose Bowl
Apr-11	NY	2 - 3	LA	L	Home	Giants Stadium
1999 May-01	NY	0 - 0	LA	SOL	Home	Giants Stadium
Aug-21	NY	1 - 4	LA	L	Away	Rose Bowl
2000 Apr-29	NY	0 - 1	LA	L	Home	Giants Stadium
Jun-03	NY	2 - 0	LA	W	Away	Rose Bowl
2001 May-12	NY	2 - 0	LA	W	Home	Giants Stadium
Jun-23	NY	0 - 2	LA	L	Away	Rose Bowl
2002 Jun-15	NY	5 - 0	LA	W	Home	Giants Stadium
Aug-31	NY	0 - 3	LA	L	Away	Rose Bowl
2003 Apr-19	NY	1 - 1	LA	T (20T)	Home	Giants Stadium
Jun-21	NY	1 - 0	LA	W	Home	Giants Stadium
Aug-16	NY	1 - 1	LA	T (20T)	Away	The Home Depot Center
2004 Jun-19	NY	2 - 1	LA	W	Home	Giants Stadium
Jun-23	NY	3 - 0	LA	W	Away	The Home Depot Center
Aug-08	NY	3 - 0	LA	W	Home	Giants Stadium
2005 Jun-04	NY	2 - 2	LA	T	Away	The Home Depot Center
Jul-09	NY	2 - 1	LA	W	Home	Giants Stadium
2006 Jun-17	NY	2 - 1	LA	W	Home	Giants Stadium
Jul-04	NY	0 - 1	LA	L	Away	The Home Depot Center
2007 Aug-18	NY	5 - 4	LA	W	Home	Giants Stadium
Oct-18	NY	1 - 1	LA	T	Away	The Home Depot Center
2008 May-10	NY	2 - 1	LA	W	Away	The Home Depot Center
Jul-19	NY	2 - 2	LA	T	Home	Giants Stadium
2009 May-02	NY	0 - 1	LA	L	Away	The Home Depot Center
Jul-16	NY	1 - 3	LA	L	Home	Giants Stadium
2010 Aug-14	NY	0 - 1	LA	L	Home	Red Bull Arena
Sep-24	NY	2 - 0	LA	W	Away	The Home Depot Center
2011 May-07	NY	1 - 1	LA	T	Away	The Home Depot Center
Oct-04	NY	2 - 0	LA	W	Home	Red Bull Arena
2012 May-05	NY	1 - 0	LA	W	Away	The Home Depot Center
2013 May-19	NY	1 - 0	LA	W	Home	Red Bull Arena
2014 Sep-28	NY	0 - 4	LA	L	Away	StubHub Center



## MONTREAL IMPACT

### Stade Saputo

**Montreal Impact**  
 4750 Sherbrooke East Street  
 Montreal, QC, Canada H1V 3S8  
 P: (514) 328-3668  
 F: (514) 328-1287  
[www.impactmontreal.com](http://www.impactmontreal.com)

### Patrick Vallee | @PatValleeMTL

Director, Communications  
 O: 514-328-3668, Ext. 227  
 C: 514-919-0539  
[Patrick.Vallee@impactmontreal.com](mailto:Patrick.Vallee@impactmontreal.com)

### Eric Forest | @ericforest

Manager, Media Relations  
 O: 514-328-3668 Ext. 267  
 C: 514-799-2817  
[eric.forest@impactmontreal.com](mailto:eric.forest@impactmontreal.com)

### Joey Strizzi | @joeyfaucets

Communications — English Writer/Editor  
 O: 514-328-3668  
 C: 514-258-0256  
[joey.strizzi@impactmontreal.com](mailto:joey.strizzi@impactmontreal.com)

### ALL-TIME REGULAR-SEASON SERIES LEADERS:

	RED BULLS		IMPACT	
<b>Goals</b>	9	Thierry Henry	3	Marco Di Vaio
<b>Assists</b>	4	Thierry Henry	5	Felipe Martins
<b>Shots</b>	18	Thierry Henry	25	Marco Di Vaio
<b>Shots on Goal</b>	11	Thierry Henry	13	Marco Di Vaio
<b>Fouls Committed</b>	8	Cahill/McCarty	12	Matteo Ferrari
<b>Fouls Suffered</b>	8	Peguy Luyindula	17	Davy Arnaud
<b>Wins</b>	3	Luis Robles	1	Perkins/Ricketts
<b>Losses</b>	1	Gaudette/Robles	2	Perkins/Ricketts
<b>Shutouts</b>	1	Luis Robles	1	Troy Perkins
<b>Saves</b>	24	Luis Robles	10	Troy Perkins
<b>Goals Allowed</b>	6	Luis Robles	8	Perkins/Ricketts

### ALL-TIME REGULAR-SEASON SERIES GAME HIGHS:

	RED BULLS		IMPACT	
<b>Goals</b>	3	Thierry Henry (3/31/12)	1	12 players tied
<b>Assists</b>	2	Thierry Henry (7/13/13)	3	Felipe Martins (7/28/12)
<b>Shots</b>	6	Bradley Wright-Phillips (8/2/14)	11	Marco Di Vaio (4/5/14)
<b>Shots on Goal</b>	4	Bradley Wright-Phillips (8/2/14)	5	Marco Di Vaio (4/5/14)
<b>Fouls Committed</b>	5	Tim Cahill (7/13/13)	4	Patrice Bernier (3/31/12)
<b>Fouls Suffered</b>	5	Bradley Wright-Phillips (4/5)	5	Felipe Martins (5/8/13)
<b>Saves</b>	9	Luis Robles (4/5/14)	3	4 players tied
<b>Goals Allowed</b>	3	Bill Gaudette (7/28/12)	5	Donovan Ricketts (3/31/12)

	RED BULLS				IMPACT			
<b>Goals</b>	8	12	0	20	6	6	0	12
<b>Shots</b>	49	59	0	108	48	66	0	114
<b>Shots on Goal</b>	18	24	0	42	22	26	0	48
<b>Fouls</b>	57	40	0	97	40	40	0	80
<b>Offsides</b>	5	5	0	10	21	20	0	41
<b>Corner Kicks</b>	19	17	0	36	17	22	0	39

### GOALS SCORED IN 15-MINUTE INTERVALS:

	1-15	16-30	31-45	46-60	61-75	76-90	OT	TOTAL
<b>NY</b>	2	2	4	3	5	4	0	20
<b>MTL</b>	2	2	2	3	1	2	0	12

### NY RED BULLS VS. MONTREAL IMPACT ALL-TIME REGULAR-SEASON RESULTS

New York Red Bulls record: 5-2-1

Home games: 4-0-0 (15 GF, 5 GA)

Road games: 1-2-1 (5 GF, 7 GA)

SEASON / DATE	RESULTS				HOME/ROAD/STADIUM	
2012 Mar-31	NY	5 - 2	MTL	W	Home	Red Bull Arena
May-19	NY	2 - 1	MTL	W	Away	Olympic Stadium
Jul-28	NY	1 - 3	MTL	L	Away	Saputo Stadium
2013 Mar-23	NY	0 - 1	MTL	L	Away	Saputo Stadium
May-08	NY	2 - 1	MTL	W	Home	Red Bull Arena
Jul-13	NY	4 - 0	MTL	W	Home	Red Bull Arena
2014 Apr-05	NY	2 - 2	MTL	T	Away	Saputo Stadium
Aug-23	NY	4 - 2	MTL	W	Home	Red Bull Arena



## NEW ENGLAND REVOLUTION

**Gillette Stadium**  
**One Patriots Place**  
**Foxborough, MA 02035**  
**P: (877) 438-7387**  
**www.revolutionsoccer.net**

**Rachael Dane Neff** | @rachael\_dane  
 Director of Communications  
 O: 508-549-0946  
 C: 508-954-7385  
 rachaeln@revolutionsoccer.net

**Justin Pearson** | @JustinMPearson  
 Communications Manager  
 O: 508-549-0468  
 C: 508-455-7551  
 justinp@revolutionsoccer.net

**Patrik Bergabo** | @pbergabo  
 Communications Associate  
 O: 508-549-0512  
 C: 508-404-0248  
 patrikb@revolutionsoccer.net

### ALL-TIME REGULAR-SEASON SERIES LEADERS:

	RED BULLS		REVOLUTION	
<b>Goals</b>	5	Savarese/Valencia	14	Taylor Twellman
<b>Assists</b>	6	Lisi/Mathis	13	Steve Ralston
<b>Shots</b>	31	Amado Guevara	75	Taylor Twellman
<b>Shots on Goal</b>	17	Amado Guevara	44	Taylor Twellman
<b>Fouls Committed</b>	31	Amado Guevara	54	Shalrie Joseph
<b>Fouls Suffered</b>	45	Tab Ramos	54	Shalrie Joseph
<b>Wins</b>	7	Tony Meola	10	Matt Reis
<b>Losses</b>	8	Tony Meola	4	4 players tied
<b>Shutouts</b>	3	Tony Meola	6	Matt Reis
<b>Saves</b>	80	Tony Meola	95	Matt Reis
<b>Goals Allowed</b>	26	Tony Meola	28	Matt Reis

### ALL-TIME REGULAR-SEASON SERIES GAME HIGHS:

	RED BULLS		REVOLUTION	
<b>Goals</b>	3	Alex Comas (9/9/00)	3	Naveda/Noonan
<b>Assists</b>	2	12 players tied	2	11 players tied
<b>Shots</b>	6	5 players tied	9	Clint Dempsey (7/1/06)
<b>Shots on Goal</b>	5	Mamadou Diallo (7/20/02)	6	Clint Dempsey (7/1/06)
<b>Fouls Committed</b>	6	4 players tied	7	3 players tied
<b>Fouls Suffered</b>	8	Ramos/Ziadie	10	Abdoulie Mansally (10/21/10)
<b>Saves</b>	11	Tim Howard (7/12/03)	9	Brown/Reis
<b>Goals Allowed</b>	5	Paul Grafer (10/25/03)	5	Feuer/Reis

	RED BULLS				REVOLUTION			
	1	2	OT	TOT.	1	2	OT	TOT.
<b>Goals</b>	46	58	1	105	53	53	0	106
<b>Shots</b>	385	408	3	796	411	483	4	898
<b>Shots on Goal</b>	171	203	3	377	204	223	3	430
<b>Fouls</b>	466	465	7	938	444	500	5	949
<b>Offsides</b>	100	107	1	208	108	89	3	200
<b>Corner Kicks</b>	160	151	2	313	150	170	2	322

### GOALS SCORED IN 15-MINUTE INTERVALS:

	1-15	16-30	31-45	46-60	61-75	76-90	OT	TOTAL
<b>NY</b>	13	15	18	18	19	21	1	105
<b>NE</b>	18	17	18	17	19	17	0	106

### NY RED BULLS VS. NE REVOLUTION ALL-TIME REGULAR-SEASON RESULTS

New York Red Bulls record: 22-26-15

Home games: 17-8-8 (68 GF, 47 GA)

Road games: 5-18-7 (37 GF, 59 GA)

SEASON / DATE	RESULTS	HOME/ROAD/STADIUM
1996 Apr-20	NY 0 - 1 NE L	Home Giants Stadium
May-19	NY 0 - 2 NE L	Away Foxboro Stadium
Aug-03	NY 1 - 1 NE SOL	Away Foxboro Stadium
Aug-14	NY 4 - 0 NE W	Home Giants Stadium
1997 Apr-12	NY 3 - 1 NE W	Home Giants Stadium
May-30	NY 1 - 3 NE L	Away Foxboro Stadium
Sep-09	NY 3 - 1 NE W	Home Giants Stadium
Sep-20	NY 2 - 3 NE L	Away Foxboro Stadium
1998 May-31	NY 1 - 1 NE SOW	Away Foxboro Stadium
Jun-24	NY 5 - 3 NE W	Home Giants Stadium
Sep-02	NY 0 - 2 NE L	Home Giants Stadium
Sep-26	NY 0 - 0 NE SOW	Away Foxboro Stadium
1999 May-29	NY 3 - 3 NE SOL	Home Giants Stadium
Jul-04	NY 2 - 3 NE L	Away Foxboro Stadium
Aug-25	NY 1 - 1 NE SOL	Home Giants Stadium
Oct-02	NY 1 - 2 NE L	Away Foxboro Stadium
2000 Jun-17	NY 4 - 2 NE W	Home Giants Stadium
Jul-15	NY 2 - 0 NE W	Away Foxboro Stadium
Aug-12	NY 2 - 1 NE W (OT)	Home Giants Stadium
Sep-09	NY 3 - 4 NE L	Away Foxboro Stadium
2001 Apr-07	NY 2 - 1 NE W	Home Giants Stadium
Jun-03	NY 1 - 1 NE T (2OT)	Away Foxboro Stadium
Sep-07	NY 3 - 1 NE W	Home Giants Stadium
2002 Mar-23	NY 3 - 1 NE W	Home Giants Stadium
Jun-29	NY 2 - 0 NE W	Away Gillette Stadium
Jul-20	NY 4 - 3 NE W	Home Giants Stadium
Sep-21	NY 0 - 3 NE L	Away Gillette Stadium
2003 Jul-12	NY 3 - 3 NE T (2OT)	Away Gillette Stadium
Sep-13	NY 1 - 2 NE L	Home Giants Stadium
Oct-18	NY 1 - 2 NE L	Home Giants Stadium
Oct-25	NY 2 - 5 NE L	Away Gillette Stadium
2004 Apr-25	NY 1 - 1 NE T	Home Giants Stadium
May-22	NY 1 - 1 NE T	Away Gillette Stadium
Jun-26	NY 1 - 2 NE L	Away Gillette Stadium
Sep-11	NY 3 - 2 NE W	Home Giants Stadium

CONTINUE →



**John Machado** | @JD\_Machado\_

Communications Associate

O: 508-549-0533

C: 508-404-5419

[johnm@revolutionsoccer.net](mailto:johnm@revolutionsoccer.net)

SEASON / DATE	RESULTS	HOME/ROAD/STADIUM
2005 May-21	NY 2 - 2 NE T	Home Giants Stadium
Jun-25	NY 2 - 4 NE L	Away Gillette Stadium
Sep-17	NY 5 - 4 NE W	Home Giants Stadium
Sep-24	NY 0 - 1 NE L	Away Gillette Stadium
2006 Apr-08	NY 0 - 0 NE T	Home Giants Stadium
Jul-01	NY 2 - 3 NE L	Away Gillette Stadium
Sep-09	NY 0 - 1 NE L	Away Gillette Stadium
Sep-20	NY 0 - 2 NE L	Home Giants Stadium
2007 Jul-14	NY 0 - 1 NE L	Home Giants Stadium
Aug-25	NY 1 - 2 NE L	Away Gillette Stadium
Sep-22	NY 2 - 2 NE T	Home Giants Stadium
2008 Apr-19	NY 1 - 1 NE T	Home Giants Stadium
Jun-18	NY 1 - 1 NE T	Away Gillette Stadium
2009 Mar-28	NY 1 - 1 NE T	Home Giants Stadium
Jun-07	NY 0 - 4 NE L	Away Gillette Stadium
Sep-18	NY 1 - 1 NE T	Home Giants Stadium
2010 May-29	NY 2 - 3 NE L	Away Gillette Stadium
Oct-21	NY 2 - 0 NE W	Home Red Bull Arena
2011 Jun-10	NY 2 - 1 NE W	Home Red Bull Arena
Aug-20	NY 2 - 2 NE T	Away Gillette Stadium
2012 Apr-28	NY 1 - 0 NE W	Home Red Bull Arena
Jul-08	NY 0 - 2 NE L	Away Gillette Stadium
Sep-22	NY 1 - 1 NE T	Away Gillette Stadium
2013 Apr-20	NY 4 - 1 NE W	Home Red Bull Arena
May-11	NY 1 - 1 NE T	Away Gillette Stadium
Oct-05	NY 2 - 2 NE T	Home Red Bull Arena
2014 Jun-08	NY 2 - 0 NE W	Away Gillette Stadium
Aug-02	NY 2 - 1 NE W	Home Red Bull Arena

#### ALL-TIME POST-SEASON RESULTS

SEASON / DATE	RESULTS	HOME/ROAD/STADIUM
2003 Nov-01	NY 0 - 2 NE L	Home Giants Stadium
Nov-09	NY 1 - 1 NE T	Away Gillette Stadium
2005 Oct-22	NY 1 - 0 NE W	Home Giants Stadium
Oct-29	NY 1 - 3 NE L	Away Gillette Stadium
2007 Oct-27	NY 0 - 0 NE T	Home Giants Stadium
Nov-03	NY 0 - 1 NE L	Away Gillette Stadium
2014 Nov-23	NY 1 - 2 NE L	Home Red Bull Arena
Nov-29	NY 2 - 2 NE T	Away Gillette Stadium



## PHILADELPHIA UNION

2501 Seaport Drive  
Switch House Suite 500  
Chester, PA 19013  
P: (610) 497-1657  
www.philadelphiaunion.com

### Ashley Dabb

Vice President, Marketing and Communications  
O: 610-497-6286  
adabb@philadelphiaunion.com

### Chris Winkler | @ChrisWinklerUSC

Press Officer  
O: 610-497-6727  
C: 716-430-9477  
cwinkler@philadelphiaunion.com

### ALL-TIME REGULAR-SEASON SERIES LEADERS:

	RED BULLS		UNION	
Goals	5	Kenny Cooper	4	Casey/Le Toux
Assists	2	6 players tied	3	Sheanon Williams
Shots	19	Thierry Henry	17	Sebastien Le Toux
Shots on Goal	8	Kenny Cooper	7	Conor Casey
Fouls Committed	14	Tim Cahill	10	Casey/Williams
Fouls Suffered	13	Joel Lindpere	13	Raymon Gaddis
Wins	3	Luis Robles	2	Zac MacMath
Losses	2	Coundoul/Robles	5	Zac MacMath
Shutouts	2	Luis Robles	2	Zac MacMath
Saves	19	Luis Robles	20	Zac MacMath
Goals Allowed	10	Luis Robles	15	Zac MacMath

### ALL-TIME REGULAR-SEASON SERIES GAME HIGHS:

	RED BULLS		UNION	
Goals	2	Kenny Cooper (twice)	2	Pajoy/Casey
Assists	2	Lade/Alexander	1	12 players tied
Shots	5	Angel/Cooper	8	Lionard Pajoy (5/13/12)
Shots on Goal	5	Kenny Cooper (7/21/12)	4	Lionard Pajoy (5/13/12)
Fouls Committed	6	Dane Richards (5/13/12)	4	Casey/Fabinho
Fouls Suffered	4	3 players tied	5	Raymon Gaddis (9/13/14)
Saves	6	Luis Robles (6/23/13)	5	Zac MacMath (twice)
Goals Allowed	3	Luis Robles (twice)	3	Zac MacMath (twice)

	RED BULLS				UNION			
	1	2	OT	TOT.	1	2	OT	TOT.
Goals	7	12	0	19	6	10	0	16
Shots	61	72	0	133	67	91	0	158
Shots on Goal	20	31	0	51	22	24	0	46
Fouls	63	91	0	154	72	74	0	146
Offsides	18	24	0	42	20	22	0	42
Corner Kicks	23	22	0	45	30	41	0	71

### GOALS SCORED IN 15-MINUTE INTERVALS:

	1-15	16-30	31-45	46-60	61-75	76-90	OT	TOTAL
NY	2	1	4	6	4	2	0	19
PHI	3	2	1	2	4	4	0	16

### NY RED BULLS VS. PHILADELPHIA UNION ALL-TIME REGULAR-SEASON RESULTS

New York Red Bulls record: 7-4-2

Home games: 5-0-1 (9 GF, 3 GA)

Road games: 2-4-1 (10 GF, 13 GA)

SEASON / DATE	RESULTS					HOME/ROAD/STADIUM	
2010 Apr-24	NY	2 - 1	PHI	W		Home	Red Bull Arena
Oct-16	NY	1 - 2	PHI	L		Away	PPL Park
2011 Apr-09	NY	0 - 1	PHI	L		Away	PPL Park
Oct-20	NY	1 - 0	PHI	W		Home	Red Bull Arena
2012 May-13	NY	3 - 2	PHI	W		Away	PPL Park
Jul-21	NY	2 - 0	PHI	W		Home	Red Bull Arena
Oct-27	NY	3 - 0	PHI	W		Away	PPL Park
2013 Mar-30	NY	2 - 1	PHI	W		Home	Red Bull Arena
Jun-23	NY	0 - 3	PHI	L		Away	PPL Park
Aug-17	NY	0 - 0	PHI	T		Home	Red Bull Arena
2014 Apr-16	NY	2 - 1	PHI	W		Home	Red Bull Arena
Jul-16	NY	1 - 3	PHI	L		Away	PPL Park
Sep-13	NY	2 - 2	PHI	T		Away	PPL Park



## PORTLAND TIMBERS

**JELD-WEN Field**  
**1844 SW Morrison**  
**Portland, OR 97205**  
**P: (503) 553-5400**  
**www.portlandtimbers.com**

**Chris Metz**  
 Vice President, Communications  
 O: 503-553-5433  
 C: 503-358-3608  
[CMetz@timbers.com](mailto:CMetz@timbers.com)

**Mark Nelson** | @nelsonm1  
 Manager, Media Relations  
 O: 503-553-5529  
 C: 602-478-0732  
[mnelson@timbers.com](mailto:mnelson@timbers.com)

**Katie Simons**  
 Coordinator, Media Relations  
 O: 503-553-5539  
 C: 720-207-8167  
[ksimons@timbers.com](mailto:ksimons@timbers.com)

### ALL-TIME REGULAR-SEASON SERIES LEADERS:

	RED BULLS		TIMBERS	
Goals	2	Fabian Espindola	2	Nagbe/Urruti
Assists	2	Jan Gunnar Solli	2	Sal Zizzo
Shots	16	Thierry Henry	7	3 players tied
Shots on Goal	7	Thierry Henry	4	Darlington Nagbe
Fouls Committed	8	Cahill/McCarty	11	Diego Chara
Fouls Suffered	7	Dax McCarty	11	Darlington Nagbe
Wins	1	Gaudette/Rost	1	Donovan Ricketts
Losses	1	Luis Robles	1	Perkins/Ricketts
Shutouts	1	Frank Rost	--	--
Saves	7	Luis Robles	8	Donovan Ricketts
Goals Allowed	5	Luis Robles	7	Donovan Ricketts

### ALL-TIME REGULAR-SEASON SERIES GAME HIGHS:

	RED BULLS		TIMBERS	
Goals	2	Fabian Espindola (3/3/13)	2	Maximiliano Urruti (5/24/14)
Assists	2	Jan Gunnar Solli (8/19/12)	2	Sal Zizzo (8/19/12)
Shots	4	4 players tied	6	Diego Valeri (3/3/13)
Shots on Goal	2	5 players tied	3	Diego Valeri (3/3/13)
Fouls Committed	5	Tim Cahill (3/3/13)	4	Diego Chara (9/24/11)
Fouls Suffered	4	Dax McCarty (9/24/11)	4	3 players tied
Saves	6	Luis Robles (3/3/13)	6	Troy Perkins (9/24/11)
Goals Allowed	3	Sutton/Robles	3	3 players tied

	RED BULLS				TIMBERS			
	1	2	OT	TOT.	1	2	OT	TOT.
Goals	8	4	0	12	4	6	0	10
Shots	28	32	0	60	27	38	0	65
Shots on Goal	13	14	0	27	9	14	0	23
Fouls	32	43	0	75	25	26	0	51
Offsides	4	8	0	12	8	11	0	19
Corner Kicks	15	13	0	28	12	10	0	22

### GOALS SCORED IN 15-MINUTE INTERVALS:

	1-15	16-30	31-45	46-60	61-75	76-90	OT	TOTAL
NY	2	3	3	0	2	2	0	12
POR	2	0	2	3	2	1	0	10

### NY RED BULLS VS. PORTLAND TIMBERS ALL-TIME REGULAR-SEASON RESULTS

New York Red Bulls record: 2-1-2

Home games: 2-1-0 (6 GF, 4 GA)

Road games: 0-0-2 (6 GF, 6 GA)

SEASON / DATE	RESULTS	HOME/ROAD/STADIUM
2011 Jun-19	NY 3 - 3 POR T	Away Jeld-Wen Field
Sep-24	NY 2 - 0 POR W	Home Red Bull Arena
2012 Aug-19	NY 3 - 2 POR W	Home Red Bull Arena
2013 Mar-03	NY 3 - 3 POR T	Away Jeld-Wen Field
2014 May-24	NY 1 - 2 POR L	Home Red Bull Arena





## REAL SALT LAKE

9525 State Street  
Sandy, UT 84070  
P: (801) 727-2701  
F: (801) 727-1459  
www.RealSaltLake.com

### Trey Fitz-Gerald

Vice President, Broadcasting and Communications  
O: 801-727-2717  
C: 801-856-8877  
TFitz@realsaltlake.com

### Matt Gaschk | @mattgaschk

Director, Media Services  
O: 801-727-2848  
C: 253-250-3239  
MGaschk@realsaltlake.com

### ALL-TIME REGULAR-SEASON SERIES LEADERS:

	RED BULLS		REAL SALT LAKE	
Goals	3	Angel/Buddle	5	Espindola/Saborio
Assists	2	3 players tied	3	Beckerman/Findley
Shots	26	Juan Pablo Angel	22	Andy Williams
Shots on Goal	14	Juan Pablo Angel	11	Espindola/Movsisyan
Fouls Committed	12	Dane Richards	14	Javier Morales
Fouls Suffered	13	Dane Richards	28	Javier Morales
Wins	2	Jon Conway	5	Nick Rimando
Losses	2	Frank Rost	2	Nick Rimando
Shutouts	1	4 players tied	5	Nick Rimando
Saves	17	Jon Conway	32	Nick Rimando
Goals Allowed	5	Frank Rost	9	Nick Rimando

### ALL-TIME REGULAR-SEASON SERIES GAME HIGHS:

	RED BULLS		REAL SALT LAKE	
Goals	3	Edson Buddle (8/26/06)	3	Alvaro Saborio (7/27/13)
Assists	2	3 players tied	2	Findley/Beckerman
Shots	8	Juan Pablo Angel (9/29/07)	10	Yura Movsisyan (9/13/08)
Shots on Goal	5	Juan Pablo Angel (9/29/07)	5	Yura Movsisyan (9/13/08)
Fouls Committed	6	Jozy Altidore (5/5/07)	7	Yura Movsisyan (9/29/07)
Fouls Suffered	8	Fabian Espindola (7/27/13)	7	Javier Morales (4/18/09)
Saves	8	Conway/Cepero	7	Nolly/Rimando
Goals Allowed	3	Rost/Robles	6	Jay Nolly (8/26/06)

	RED BULLS				REAL SALT LAKE			
	1	2	OT	TOT.	1	2	OT	TOT.
Goals	7	18	0	25	12	13	0	25
Shots	100	101	0	201	80	130	0	210
Shots on Goal	41	50	0	91	40	52	0	92
Fouls	107	123	0	230	98	102	0	200
Offsides	35	20	0	55	33	27	0	60
Corner Kicks	46	39	0	85	33	52	0	85

### GOALS SCORED IN 15-MINUTE INTERVALS:

	1-15	16-30	31-45	46-60	61-75	76-90	OT	TOTAL
NY	3	2	2	6	4	8	0	25
RSL	4	3	5	1	2	10	0	25

### NY RED BULLS VS. REAL SALT LAKE ALL-TIME REGULAR-SEASON RESULTS

New York Red Bulls record: 4-5-8

Home games: 4-1-3 (17 GF, 9 GA)

Road games: 0-4-5 (8 GF, 16 GA)

SEASON / DATE	RESULTS	HOME/ROAD/STADIUM
2005 Apr-02	NY 0 - 0 RSL T	Home Giants Stadium
Jul-04	NY 2 - 2 RSL T	Away Rice-Eccles Stadium
2006 Apr-15	NY 1 - 1 RSL T	Away Rice-Eccles Stadium
Aug-26	NY 6 - 0 RSL W	Home Giants Stadium
2007 May-05	NY 3 - 3 RSL T	Away Rice-Eccles Stadium
Sep-29	NY 2 - 2 RSL T	Home Giants Stadium
2008 Sep-13	NY 2 - 1 RSL W	Home Giants Stadium
Oct-09	NY 1 - 1 RSL T	Away Rio Tinto Stadium
2009 Apr-18	NY 2 - 0 RSL W	Home Giants Stadium
Oct-14	NY 0 - 2 RSL L	Away Rio Tinto Stadium
2010 Sep-04	NY 0 - 1 RSL L	Away Rio Tinto Stadium
Oct-09	NY 0 - 0 RSL T	Home Red Bull Arena
2011 Aug-06	NY 0 - 3 RSL L	Away Rio Tinto Stadium
Sep-21	NY 1 - 3 RSL L	Home Red Bull Arena
2012 Mar-17	NY 0 - 2 RSL L	Away Rio Tinto Stadium
2013 Jul-27	NY 4 - 3 RSL W	Home Red Bull Arena
2014 Jul-30	NY 1 - 1 RSL T	Away Rio Tinto Stadium

### ALL-TIME POST-SEASON RESULTS

SEASON / DATE	RESULTS	HOME/ROAD/STADIUM
2008 Nov-15	NY 1 - 0 RSL W	Away Rio Tinto Stadium



## SAN JOSE EARTHQUAKES

451 El Camino Real, Suite 220  
Santa Clara, CA 95050  
P: (408) 556-7700  
F: (408) 260-6802  
www.sjearthquakes.com

### Jed Mettee

VP, Marketing & Communications  
O: 408-556-7723  
C: 408-613-8172  
JMettee@sjearthquakes.com

### Jake Pisani

Sr. Coordinator, Media Relations  
O: 408-556-7774  
C: 650-483-0701  
Jpisani@sjearthquakes.com

### ALL-TIME REGULAR-SEASON SERIES LEADERS:

	RED BULLS		EARTHQUAKES	
Goals	4	Amado Guevara	5	Ronald Cerritos
Assists	4	Roberto Donadoni	7	Richard Mulrooney
Shots	20	Giovanni Savarese	31	Ronald Cerritos
Shots on Goal	13	Giovanni Savarese	19	Ronald Cerritos
Fouls Committed	18	John Wolyniec	23	Corrales/Russell
Fouls Suffered	20	Tab Ramos	31	Ramiro Corrales
Wins	4	Tony Meola	7	Joe Cannon
Losses	6	Tony Meola	2	5 players tied
Shutouts	3	Tony Meola	6	Joe Cannon
Saves	47	Tony Meola	56	Joe Cannon
Goals Allowed	17	Tony Meola	14	Pat Onstad

### ALL-TIME REGULAR-SEASON SERIES GAME HIGHS:

	RED BULLS		EARTHQUAKES	
Goals	2	6 players tied	2	4 players tied
Assists	3	Roberto Donadoni (7/28/96)	3	Cerritos/Convey
Shots	8	Clint Mathis (7/2/03)	7	Dwayne De Rosario (4/27/02)
Shots on Goal	5	Savarese/Mathis	5	Dwayne De Rosario (4/27/02)
Fouls Committed	8	Steve Shak (6/28/00)	6	Jamil Walker (7/10/04)
Fouls Suffered	6	Eddie Gaven (5/7/05)	7	Brian Ching (7/2/03)
Saves	10	Tim Howard (4/27/02)	9	Joe Cannon (6/28/00)
Goals Allowed	5	Meola/Walker	5	Pat Onstad (5/8/04)

	RED BULLS				EARTHQUAKES			
	1	2	OT	TOT.	1	2	OT	TOT.
Goals	28	22	0	50	26	28	0	54
Shots	231	237	5	473	211	239	5	455
Shots on Goal	94	102	3	199	100	107	1	208
Fouls	242	262	4	508	258	246	6	510
Offsides	40	49	1	90	59	57	3	119
Corner Kicks	106	98	1	205	87	87	2	176

### GOALS SCORED IN 15-MINUTE INTERVALS:

	1-15	16-30	31-45	46-60	61-75	76-90	OT	TOTAL
NY	11	6	11	6	5	11	0	50
SJ	8	8	10	9	4	15	0	54

### NY RED BULLS VS. SAN JOSE EARTHQUAKES ALL-TIME REGULAR-SEASON RESULTS

New York Red Bulls record: 10-16-9

Home games: 8-4-6 (33 GF, 18 GA)

Road games: 2-12-3 (17 GF, 36 GA)

SEASON / DATE	RESULTS	HOME/ROAD/STADIUM
1996 Jun-16	NY 0 - 1 SJ L	Home Giants Stadium
Jul-24	NY 1 - 0 SJ W	Road Spartan Stadium
Jul-28	NY 4 - 1 SJ W	Home Giants Stadium
1997 Mar-22	NY 0 - 0 SJ SOL	Road Spartan Stadium
May-09	NY 0 - 1 SJ L	Home Giants Stadium
Aug-29	NY 3 - 0 SJ W	Home Giants Stadium
Sep-06	NY 0 - 4 SJ L	Road Spartan Stadium
1998 Apr-25	NY 4 - 3 SJ W	Home Giants Stadium
Aug-09	NY 1 - 5 SJ L	Road Spartan Stadium
1999 Aug-28	NY 1 - 1 SJ SOL	Road Spartan Stadium
Sep-22	NY 1 - 2 SJ L	Home Giants Stadium
Apr-08	NY 0 - 2 SJ L	Road Spartan Stadium
2000 Jun-28	NY 0 - 0 SJ T (20T)	Home Giants Stadium
2001 May-19	NY 0 - 2 SJ L	Road Spartan Stadium
Jun-16	NY 0 - 0 SJ T (20T)	Home Giants Stadium
2002 Apr-27	NY 1 - 1 SJ T (20T)	Home Giants Stadium
May-11	NY 1 - 2 SJ L	Road Spartan Stadium
2003 Jul-02	NY 4 - 4 SJ T (20T)	Home Giants Stadium
Oct-05	NY 2 - 0 SJ W	Road Spartan Stadium
2004 May-08	NY 5 - 5 SJ T	Road Spartan Stadium
Jun-12	NY 1 - 3 SJ L	Road Spartan Stadium
Jul-10	NY 2 - 0 SJ W	Home Giants Stadium
2005 May-07	NY 0 - 1 SJ L	Home Giants Stadium
Jul-23	NY 1 - 2 SJ L	Road Spartan Stadium
2008 Apr-27	NY 2 - 0 SJ W	Home Giants Stadium
Jul-27	NY 1 - 1 SJ T	Road Buck Shaw Stadium
2009 May-08	NY 4 - 1 SJ W	Home Giants Stadium
Oct-03	NY 0 - 1 SJ L	Road Buck Shaw Stadium
2010 May-08	NY 0 - 4 SJ L	Road Buck Shaw Stadium
Aug-28	NY 2 - 0 SJ W	Home Red Bull Arena
2011 Apr-16	NY 3 - 0 SJ W	Home Red Bull Arena
Jul-02	NY 2 - 2 SJ T	Road Buck Shaw Stadium
2012 Apr-14	NY 2 - 2 SJ T	Home Red Bull Arena
2013 Mar-10	NY 1 - 2 SJ L	Road Buck Shaw Stadium
2014 Jul-19	NY 1 - 1 SJ T	Home Red Bull Arena

### ALL-TIME POST-SEASON RESULTS

SEASON / DATE	RESULTS	HOME/ROAD/STADIUM
2010 Oct-30	NY 1 - 0 SJ W	Road Buck Shaw Stadium
Nov-04	NY 1 - 3 SJ L	Home Red Bull Arena



## SEATTLE SOUNDERS FC

Virginia Mason Athletic Center  
12 Seahawks Way  
Renton, WA 98056  
P: (425) 203-8000  
www.SoundersFC.com

**Alex Caulfield** | @Alex\_Caulfield  
Director of Communications  
O: 206.512.1225  
C: 216.978.7212  
alex@soundersfc.com

**Matt Winter**  
Communications Coordinator  
O: 206-512-1215  
C: 206-399-7497  
MattW@soundersfc.com

### ALL-TIME REGULAR-SEASON SERIES LEADERS:

	RED BULLS		SOUNDERS FC	
Goals	3	Bradley Wright-Phillips	5	Fredy Montero
Assists	1	5 players tied	2	Evans/Johansson
Shots	14	Juan Pablo Angel	22	Fredy Montero
Shots on Goal	4	Tim Cahill	9	Fredy Montero
Fouls Committed	10	Dane Richards	9	Osvaldo Alonso
Fouls Suffered	6	Agudelo/Kandji	16	Fredy Montero
Wins	1	3 players tied	3	Kasey Keller
Losses	1	3 players tied	2	Kasey Keller
Shutouts	1	Coundoul/Sutton	2	Kasey Keller
Saves	8	Cepero/Coundoul	16	Kasey Keller
Goals Allowed	4	Cepero/Sutton	5	Kasey Keller

### ALL-TIME REGULAR-SEASON SERIES GAME HIGHS:

	RED BULLS		SOUNDERS FC	
Goals	3	Bradley Wright-Phillips (9/2/14)	2	Montero/Levesque
Assists	1	5 players tied	2	Adam Johansson (7/15/12)
Shots	6	Juan Pablo Angel (6/20/09)	5	3 players tied
Shots on Goal	3	Zimmerman/Wright-Phillips	3	Zakuani/Montero
Fouls Committed	6	Macoumba Kandji (4/3/10)	4	Adam Johansson (7/15/12)
Fouls Suffered	6	Juan Agudelo (3/19/11)	4	Ljungberg/Vagenas
Saves	5	3 players tied	5	Kasey Keller (3/19/11)
Goals Allowed	4	Greg Sutton (6/23/11)	4	Stefan Frei (9/20/14)

	RED BULLS				SOUNDERS FC			
	1	2	OT	TOT.	1	2	OT	TOT.
Goals	5	7	0	12	7	6	0	13
Shots	54	51	0	105	66	51	0	117
Shots on Goal	18	19	0	37	24	22	0	46
Fouls	53	63	0	116	46	52	0	98
Offsides	15	12	0	27	15	15	0	30
Corner Kicks	22	18	0	40	26	18	0	44

### GOALS SCORED IN 15-MINUTE INTERVALS:

	1-15	16-30	31-45	46-60	61-75	76-90	OT	TOTAL
NY	0	3	2	4	3	0	0	12
SEA	4	1	2	0	4	2	0	13

### NY RED BULLS VS. SEATTLE SOUNDERS FC ALL-TIME REGULAR-SEASON RESULTS

New York Red Bulls record: 3-3-3

Home games: 2-1-2 (8 GF, 5 GA)

Road games: 1-2-1 (4 GF, 8 GA)

SEASON / DATE	RESULTS				HOME/ROAD/STADIUM		
2009	Mar-19	NY	0 - 3	SEA	L	Away	Qwest Field
	Jun-20	NY	1 - 1	SEA	T	Home	Giants Stadium
2010	Apr-03	NY	1 - 0	SEA	W	Away	Qwest Field
	May-15	NY	0 - 1	SEA	L	Home	Red Bull Arena
2011	Mar-19	NY	1 - 0	SEA	W	Home	Red Bull Arena
	Jun-23	NY	2 - 4	SEA	L	Away	CenturyLink Field
2012	Jul-15	NY	2 - 2	SEA	T	Home	Red Bull Arena
2013	Sep-29	NY	1 - 1	SEA	T	Away	CenturyLink Field
2014	Sep-20	NY	4 - 1	SEA	W	Home	Red Bull Arena



## SPORTING KANSAS CITY

**One Sporting Way**  
**Kansas City, KS 66111**  
**P: (913) 387-3400**  
**Toll Free: 888-4KC-GOAL**  
**F: (913) 387-3401**  
**www.sportingkc.com**

**Rob Thomson** | @247robo  
 Executive Vice President, Communications/Digital  
 O: 913-387-3405  
 C: 913-226-6024  
 RThomson@sportingkc.com

**Kurt Austin** | @kaustin01  
 Manager, Communications and Digital  
 O: 913-951-3554  
 C: 816-516-0577  
 KAustin@sportingkc.com

**Jon Kaplan** | @HappyKappy7  
 Manager, Communications and Digital  
 O: 816-949-1197  
 C: 516-965-4664  
 jkaplan@sportingkc.com

### ALL-TIME REGULAR-SEASON SERIES LEADERS:

	RED BULLS		SPORTING KC	
<b>Goals</b>	8	Juan Pablo Angel	5	3 players tied
<b>Assists</b>	6	Tab Ramos	12	Preki
<b>Shots</b>	33	Juan Pablo Angel	85	Preki
<b>Shots on Goal</b>	19	Juan Pablo Angel	29	Preki
<b>Fouls Committed</b>	24	Amado Guevara	37	Davy Arnaud
<b>Fouls Suffered</b>	33	Tab Ramos	70	Davy Arnaud
<b>Wins</b>	5	Tony Meola	4	Hartman/Meola
<b>Losses</b>	4	Ammann/Meola	5	Tony Meola
<b>Shutouts</b>	4	Tony Meola	4	Meola/Nielsen
<b>Saves</b>	70	Tony Meola	47	Tony Meola
<b>Goals Allowed</b>	16	Tony Meola	16	Bo Oshoniyi

### ALL-TIME REGULAR-SEASON SERIES GAME HIGHS:

	RED BULLS		SPORTING KC	
<b>Goals</b>	3	Mathis/Guevara	3	Eddie Johnson (6/2/07)
<b>Assists</b>	2	5 players tied	4	Chris Henderson (6/20/99)
<b>Shots</b>	8	Djorkaeff/Angel	9	Preki (5/22/96)
<b>Shots on Goal</b>	5	Guevara/Angel	6	Eddie Johnson (6/2/07)
<b>Fouls Committed</b>	6	Buddle/Cahill	6	Okafor/Henderson
<b>Fouls Suffered</b>	6	3 players tied	10	Davy Arnaud (10/14/06)
<b>Saves</b>	12	Bouna Coundoul (10/2/10)	9	Meola/Oshoniyi
<b>Goals Allowed</b>	6	Mike Ammann (6/20/99)	4	Tony Meola (5/2/01)

	RED BULLS				SPORTING KC			
	1	2	OT	TOT.	1	2	OT	TOT.
<b>Goals</b>	34	29	0	63	34	30	0	64
<b>Shots</b>	289	327	9	625	390	406	2	798
<b>Shots on Goal</b>	129	132	2	263	150	162	0	312
<b>Fouls</b>	370	343	3	716	331	344	9	684
<b>Offsides</b>	71	98	1	170	90	66	1	157
<b>Corner Kicks</b>	119	130	5	254	129	159	2	290

### GOALS SCORED IN 15-MINUTE INTERVALS:

	1-15	16-30	31-45	46-60	61-75	76-90	OT	TOTAL
<b>NY</b>	9	18	7	11	9	9	0	63
<b>KC</b>	11	12	11	11	9	10	0	64

### NY RED BULLS VS. SPORTING KANSAS CITY ALL-TIME REGULAR-SEASON RESULTS

New York Red Bulls record: 20-19-12

Home games: 11-5-8 (31 GF, 24 GA)      Road games: 9-14-4 (32 GF, 40 GA)

SEASON / DATE	RESULTS	HOME/ROAD/STADIUM
1996 May-22	NY 1 - 2 KC L	Away Arrowhead Stadium
Jun-26	NY 2 - 0 KC W	Home Giants Stadium
Sep-01	NY 2 - 2 KC SOL	Away Arrowhead Stadium
1997 May-18	NY 1 - 0 KC W	Home Giants Stadium
Aug-17	NY 3 - 3 KC SOL	Away Arrowhead Stadium
Sep-12	NY 0 - 0 KC SOW	Away Arrowhead Stadium
1998 Apr-04	NY 0 - 2 KC L	Away Arrowhead Stadium
Jul-29	NY 2 - 2 KC SOW	Home Giants Stadium
1999 Jun-20	NY 0 - 6 KC L	Away Arrowhead Stadium
Aug-14	NY 1 - 2 KC L	Home Giants Stadium
2000 Apr-19	NY 1 - 2 KC L	Home Giants Stadium
May-13	NY 0 - 2 KC L	Away Arrowhead Stadium
Jul-08	NY 1 - 0 KC W	Away Arrowhead Stadium
Aug-23	NY 0 - 0 KC T (20T)	Home Giants Stadium
2001 May-02	NY 4 - 1 KC W	Home Giants Stadium
May-24	NY 0 - 1 KC L	Away Arrowhead Stadium
2002 May-25	NY 1 - 1 KC T (20T)	Home Giants Stadium
Jul-24	NY 3 - 1 KC W	Away Arrowhead Stadium
2003 Jun-07	NY 1 - 2 KC L	Away Arrowhead Stadium
Aug-13	NY 0 - 0 KC T (20T)	Home Giants Stadium
Sep-06	NY 2 - 1 KC W	Away Arrowhead Stadium
2004 May-30	NY 1 - 0 KC W	Home Giants Stadium
Jul-28	NY 2 - 1 KC W	Away Arrowhead Stadium
Sep-04	NY 0 - 1 KC L	Away Arrowhead Stadium
2005 Apr-16	NY 2 - 2 KC T	Home Giants Stadium
May-25	NY 0 - 1 KC L	Away Arrowhead Stadium
Sep-03	NY 2 - 2 KC T	Home Giants Stadium
Sep-10	NY 1 - 0 KC W	Away Arrowhead Stadium
2006 Jun-03	NY 1 - 1 KC T	Away Arrowhead Stadium
Jul-22	NY 1 - 0 KC W	Home Giants Stadium
Aug-30	NY 2 - 2 KC T	Away Arrowhead Stadium
Oct-14	NY 3 - 2 KC W	Home Giants Stadium
2007 Jun-02	NY 2 - 3 KC L	Away Arrowhead Stadium
Jun-16	NY 3 - 3 KC T	Home Giants Stadium
Oct-13	NY 2 - 1 KC W	Home Giants Stadium
2008 May-17	NY 1 - 1 KC T	Home Giants Stadium
Jul-10	NY 1 - 2 KC L	Away CommunityAmerica Ballpark

CONTINUE →

**Molly Dreska** | @TerpyTime

Coordinator, Communications and Digital

O: 913-387-3428

C: 516-567-4468

[mdreska@sportingkc.com](mailto:mdreska@sportingkc.com)**Sam Kovzan**

Communications/Digital Strategist

C: 913-526-2574

[skovzan@sportingkc.com](mailto:skovzan@sportingkc.com)

SEASON / DATE	RESULTS	HOME/ROAD/STADIUM
2009	Apr-23 NY 0 - 1 KC L	Away CommunityAmerica Ballpark
	Sep-12 NY 0 - 1 KC L	Home Giants Stadium
2010	Jun-26 NY 3 - 0 KC W	Away CommunityAmerica Ballpark
	Oct-02 NY 1 - 0 KC W	Home Red Bull Arena
2011	Apr-30 NY 1 - 0 KC W	Home Red Bull Arena
	Oct-15 NY 0 - 2 KC L	Away Livestrong Sporting Park
2012	Aug-26 NY 1 - 1 KC T	Away Livestrong Sporting Park
	Sep-19 NY 0 - 2 KC L	Home Red Bull Arena
	Oct-20 NY 0 - 0 KC T	Home Red Bull Arena
2013	Apr-17 NY 0 - 1 KC L	Home Red Bull Arena
	Aug-03 NY 3 - 2 KC W	Away Sporting Park
2014	May-27 NY 1 - 1 KC T	Away Sporting Park
	Sep-06 NY 2 - 1 KC W	Home Red Bull Arena
	Oct-26 NY 2 - 0 KC W	Away Sporting Park

## ALL-TIME POST-SEASON RESULTS

SEASON / DATE	RESULTS	HOME/ROAD/STADIUM
2014 Oct-30	NY 2 - 1 KC W	Home Red Bull Arena



## TORONTO FC

**BMO Field**  
**170 Princes' Blvd**  
**Toronto, Ontario M6K 3C3**  
**P: (416) 815-5400**  
**www.torontofc.ca**

**Mike Masaro** | @MikeMasaro  
 Manager, Media Relations  
 O: 416-815-2474  
 C: 416-716-1311  
 MMasaro@torontofc.ca

**Anthony Cozzetto** | @anthonycozzetto  
 Assistant, Media Relations  
 O: 416-815-6126  
 C: 416-371-9398  
 acozzetto@TorontoFC.ca

**Jamie Deans**  
 Director, Communications  
 Maple Leaf Sports & Entertainment / Toronto FC  
 O: 416-815-5445  
 Jamie.Deans@MLSE.com

### ALL-TIME REGULAR-SEASON SERIES LEADERS:

	RED BULLS	TORONTO FC
<b>Goals</b>	7 Juan Pablo Angel	2 5 players tied
<b>Assists</b>	7 Thierry Henry	2 Attakora/Wynne
<b>Shots</b>	35 Juan Pablo Angel	16 Dwayne De Rosario
<b>Shots on Goal</b>	15 Juan Pablo Angel	6 Dwayne De Rosario
<b>Fouls Committed</b>	16 Jozy Altidore	13 Danny Dichio
<b>Fouls Suffered</b>	11 Jozy Altidore	13 Dwayne De Rosario
<b>Wins</b>	4 Luis Robles	2 Stefan Frei
<b>Losses</b>	2 Danny Cepero	3 Bendik/Frei
<b>Shutouts</b>	2 3 players tied	2 Joseph Bendik
<b>Saves</b>	19 Luis Robles	16 Stefan Frei
<b>Goals Allowed</b>	7 Luis Robles	11 Stefan Frei

### ALL-TIME REGULAR-SEASON SERIES GAME HIGHS:

	RED BULLS	TORONTO FC
<b>Goals</b>	2 7 players tied	2 Chad Barrett (10/4/08)
<b>Assists</b>	3 Thierry Henry (9/29/12)	2 Nana Attakora (6/24/09)
<b>Shots</b>	6 3 players tied	7 Jermain Defoe (6/27/14)
<b>Shots on Goal</b>	3 8 players tied	4 Dwayne De Rosario (6/24/09)
<b>Fouls Committed</b>	6 Vide/Kandji	6 Danny Dichio (6/6/07)
<b>Fouls Suffered</b>	6 Jozy Altidore (10/4/07)	6 Dwayne De Rosario (10/24/09)
<b>Saves</b>	6 Danny Cepero (6/13/09)	9 Greg Sutton (10/4/08)
<b>Goals Allowed</b>	3 Jon Conway (10/4/08)	5 Edwards/Frei

	RED BULLS				TORONTO FC			
	1	2	OT	TOT.	1	2	OT	TOT.
<b>Goals</b>	19	22	0	41	10	11	0	21
<b>Shots</b>	131	132	0	263	111	124	0	235
<b>Shots on Goal</b>	51	54	0	105	41	47	0	88
<b>Fouls</b>	116	128	0	244	89	119	0	208
<b>Offsides</b>	28	33	0	61	31	36	0	67
<b>Corner Kicks</b>	53	68	0	121	44	54	0	98

### GOALS SCORED IN 15-MINUTE INTERVALS:

	1-15	16-30	31-45	46-60	61-75	76-90	OT	TOTAL
<b>NY</b>	3	4	12	4	8	10	0	41
<b>TOR</b>	4	5	1	5	3	3	0	21

### NY RED BULLS VS. TORONTO FC ALL-TIME REGULAR-SEASON RESULTS

New York Red Bulls record: 11-5-5

Home games: 8-1-1 (28 GF, 7 GA)

Road games: 3-4-4 (13 GF, 14 GA)

SEASON / DATE	RESULTS	HOME/ROAD/STADIUM
2007 Jun-06	NY 2 - 1 TOR W	Away BMO Field
Aug-12	NY 3 - 0 TOR W	Home Giants Stadium
Oct-04	NY 1 - 2 TOR L	Away BMO Field
2008 May-01	NY 1 - 1 TOR T	Away BMO Field
Aug-17	NY 2 - 0 TOR W	Home Giants Stadium
Oct-04	NY 1 - 3 TOR L	Home Giants Stadium
2009 Jun-13	NY 1 - 2 TOR L	Away BMO Field
Jun-24	NY 0 - 2 TOR L	Away BMO Field
Oct-24	NY 5 - 0 TOR W	Home Giants Stadium
2010 Aug-11	NY 1 - 0 TOR W	Home Red Bull Arena
Aug-21	NY 4 - 1 TOR W	Away BMO Field
2011 Jul-06	NY 5 - 0 TOR W	Home Red Bull Arena
Oct-01	NY 1 - 1 TOR T	Away BMO Field
2012 Jun-30	NY 1 - 1 TOR T	Away BMO Field
Sep-29	NY 4 - 1 TOR W	Home Red Bull Arena
2013 Apr-27	NY 2 - 1 TOR W	Away BMO Field
Jul-20	NY 0 - 0 TOR T	Away BMO Field
Sep-14	NY 2 - 0 TOR W	Home Red Bull Arena
2014 May-17	NY 0 - 2 TOR L	Away BMO Field
Jun-27	NY 2 - 2 TOR T	Home Red Bull Arena
Oct-11	NY 3 - 1 TOR W	Home Red Bull Arena



## VANCOUVER WHITECAPS FC

550-375 Water Street  
Vancouver, BC V6B 5C6  
P: 604.669.WAVE (9283)  
F: 604.684.5173  
www.whitecapsfc.com

**Carly Jokic** | @commscarly  
Director, Communications & Broadcast  
O: 604-669-9283 x2260  
C: 604-753-8915  
CThorsonJokic@whitecapsfc.com

**Nathan Vanstone** | @nathanvanstone  
Senior Manager, Media Relations & Broadcast  
O: 604-629-2251  
C: 778-228-7177  
NVanstone@whitecapsfc.com

**Jenna Visram**  
Manager, Communications and Community Relations  
O: 604-669-9283 ext. 2260  
C: 604-355-9283  
jvisram@whitecapsfc.com

**Brandon Timko** | @BTightPants  
Specialist, Communications  
O: 604-669-9283 x2292  
C: 604-355-1245  
BTimko@whitecapsfc.com

### ALL-TIME REGULAR-SEASON SERIES LEADERS:

	RED BULLS		WHITECAPS	
Goals	1	4 players tied	3	Kenny Miller
Assists	1	5 players tied	1	8 players tied
Shots	10	Thierry Henry	10	Camilo Sanvezzo
Shots on Goal	3	Richards/Steele	3	Hassli/Miller
Fouls Committed	9	Joel Lindpere	11	Camilo Sanvezzo
Fouls Suffered	5	Joel Lindpere	10	Camilo Sanvezzo
Wins	--		1	Knighton/Ousted
Losses	2	Luis Robles	--	
Shutouts	--		--	
Saves	8	Luis Robles	9	Joe Cannon
Goals Allowed	6	Luis Robles	2	Joe Cannon

### ALL-TIME REGULAR-SEASON SERIES GAME HIGHS:

	RED BULLS		WHITECAPS	
Goals	1	4 players tied	2	Kenny Miller (3/8/14)
Assists	1	5 players tied	1	8 players tied
Shots	6	Thierry Henry (9/10/11)	5	Eric Hassli (5/28/11)
Shots on Goal	2	4 players tied	2	5 players tied
Fouls Committed	5	Joel Lindpere (6/20/12)	5	Camilo Sanvezzo (9/10/11)
Fouls Suffered	4	Joel Lindpere (5/28/11)	4	Davide Chiumiento (9/10/11)
Saves	6	Luis Robles (3/8/14)	5	Cannon/Knighton
Goals Allowed	4	Luis Robles (3/8/14)	1	5 players tied

	RED BULLS				WHITECAPS			
	1	2	OT	TOT.	1	2	OT	TOT.
Goals	1	4	0	5	3	6	0	9
Shots	28	30	0	58	28	29	0	57
Shots on Goal	10	13	0	23	10	11	0	21
Fouls	35	23	0	58	19	26	0	45
Offsides	4	7	0	11	9	13	0	22
Corner Kicks	6	8	0	14	11	8	0	19

### GOALS SCORED IN 15-MINUTE INTERVALS:

	1-15	16-30	31-45	46-60	61-75	76-90	OT	TOTAL
NY	0	0	1	1	1	2	0	5
VAN	0	2	1	2	1	3	0	9

### NY RED BULLS VS. VANCOUVER WHITECAPS FC

#### ALL-TIME REGULAR-SEASON RESULTS

New York Red Bulls record: 0-2-3

Home games: 0-1-1 (2 GF, 3 GA)

Road games: 0-1-2 (3 GF, 6 GA)

SEASON / DATE	RESULTS				HOME/ROAD/STADIUM	
2011 May-28	NY	1 - 1	VAN	T	Away	Empire Field
Sep-10	NY	1 - 1	VAN	T	Home	Red Bull Arena
2012 Jun-20	NY	1 - 1	VAN	T	Away	BC Place Stadium
2013 Jun-01	NY	1 - 2	VAN	L	Home	Red Bull Arena
2014 Mar-08	NY	1 - 4	VAN	L	Away	BC Place Stadium



## NEW TEAMS 2015

### NEW YORK CITY FC

600 Third Avenue  
30th Floor  
New York, NY 10016  
Phone: 212.738.5900  
Fax: 212.738.5901  
nycfc@nycfc.com

**Marty Von Wuthenau** | @Marto\_vw  
Vice President, Communications  
O: 212-738-5900  
martin.vonwuthenau@nycfc.com



### ORLANDO CITY

618 E. South Street  
Suite 510  
Orlando, FL 32801  
Phone: 1.855.ORL.CITY  
Fax: 407.480.4729

**Leonardo Santiago**  
VP, Communications  
O: 407-480-4726  
C: 386-451-5809  
lsantiago@orlandocitysc.com

**Jacklyne Ramos**  
Director, Communications  
O: 407-480-4751  
jramos@orlandocitysc.com

**Marcos Peres** | @marcosperestv  
Director, International Communications  
O: 407-480-4751  
C: 201-667-8159  
mperes@orlandocitysc.com

**Jhamie Chin** | @jhamieci  
Coordinator, Communications  
O: 407-480-4723  
C: 407-454-2697





[WWW.NEWYORKREDBULLS.COM](http://WWW.NEWYORKREDBULLS.COM)